

HIGHLIGHTS OF PRESCRIBING INFORMATION

These highlights do not include all the information needed to use Fluzone, Fluzone High-Dose or Fluzone Intradermal safely and effectively. See full prescribing information for Fluzone, Fluzone High-Dose and Fluzone Intradermal.

Fluzone (Influenza Virus Vaccine)
Fluzone High-Dose (Influenza Virus Vaccine)
Fluzone Intradermal (Influenza Virus Vaccine)
Suspension for Injection
2011-2012 Formula
Initial US Approval (Fluzone): 1980

RECENT MAJOR CHANGES

Indications and Usage (1) [05/2011]
Dosage and Administration (2) [05/2011]
Warnings and Precautions (5) [07/2010]

INDICATIONS AND USAGE

Fluzone, Fluzone High-Dose, and Fluzone Intradermal are vaccines indicated for active immunization against influenza disease caused by influenza virus subtypes A and type B contained in the vaccines. (1)

Fluzone is approved for use in persons 6 months of age and older. (1)

Fluzone High-Dose is approved for use in persons 65 years of age and older. (1)

Fluzone Intradermal is approved for use in persons 18 through 64 years of age. (1)

Approval of Fluzone High-Dose is based on superior immune response relative to Fluzone. Data demonstrating a decrease in influenza disease after vaccination with Fluzone High-Dose are not available.

DOSAGE AND ADMINISTRATION

Fluzone

Vaccination Status and Age	Dose/Route	Schedule
6 months through 8 years, previously unvaccinated or vaccinated for the first time last season with only one dose of influenza vaccine (2.1)		
6 months through 35 months	0.25 mL/Intramuscular	2 doses at least 1 month apart
36 months through 8 years	0.5 mL/Intramuscular	2 doses at least 1 month apart
6 months through 8 years, received two doses of influenza vaccine last season or at least one dose two or more years ago; 9 years and older, any vaccination status (2.1)		
6 months through 35 months	0.25 mL/Intramuscular	1 dose
36 months and older	0.5 mL/Intramuscular	1 dose

Fluzone High-Dose

Vaccination Status (2.1)	Dose/Route	Schedule
65 years and older, any vaccination status (2.1)	0.5 mL/Intramuscular	1 dose

Fluzone Intradermal

Vaccination Status (2.1)	Dose/Route	Schedule
18 through 64 years of age, any vaccination status (2.1)	0.1 mL/Intradermal	1 dose

DOSAGE FORMS AND STRENGTHS

Fluzone

Suspension for injection supplied in 4 presentations: prefilled syringe (pink plunger rod), 0.25 mL; prefilled syringe (clear plunger rod), 0.5 mL; single-dose vial, 0.5 mL; multi-dose vial, 5 mL. (3)

Fluzone High-Dose

Suspension for injection in prefilled syringe (gray plunger rod), 0.5 mL. (3)

Fluzone Intradermal

Suspension for injection in a prefilled microinjection system, 0.1 mL. (3)

CONTRAINDICATIONS

Severe allergic reaction to any component of the vaccine, including egg protein, or after previous dose of any influenza vaccine. (4)

WARNINGS AND PRECAUTIONS

- If Guillain-Barré syndrome (GBS) has occurred within 6 weeks of previous influenza vaccination, the decision to give Fluzone, Fluzone High-Dose or Fluzone Intradermal should be based on careful consideration of the potential benefits and risks. (5.1)
- The prefilled syringe tip caps of Fluzone and Fluzone High-Dose may contain natural rubber latex which may cause allergic reactions in latex sensitive individuals. (5.3)

ADVERSE REACTIONS

Fluzone

- In children 6 months through 8 years of age, the most common injection-site reactions were pain or tenderness (>50%) and redness (>25%); the most common solicited systemic adverse events were irritability and drowsiness (>25% of children 6 months through 35 months) and myalgia (>20% of children 3 years through 8 years). (6.1)
- In adults 18 through 64 years of age, the most common injection-site reaction was pain (>50%); the most common solicited systemic adverse events were headache and myalgia (>30%). (6.1)
- In adults ≥65 years of age, the most common injection-site reaction was pain (>20%); the most common solicited systemic adverse events were headache, myalgia, and malaise (>10%). (6.1)

Fluzone High-Dose

- In adults ≥65 years of age, the most common injection-site reaction was pain (>30%); the most common solicited systemic adverse events were headache, myalgia, and malaise (>10%). (6.1)

Fluzone Intradermal

- In adults 18 through 64 years of age, the most common injection-site reactions were erythema (>75%), induration (>50%), swelling (>50%), pain (>50%), and pruritus (>40%); erythema, induration, swelling and pruritus occurred more frequently following Fluzone Intradermal than Fluzone. The most common solicited systemic adverse events were headache, myalgia, and malaise (>20%). (6.1)

To report SUSPECTED ADVERSE REACTIONS, contact Sanofi Pasteur Inc., Discovery Drive, Swiftwater, PA 18370 at 1-800-822-2463 (1-800-VACCINE) or VAERS at 1-800-822-7967 or www.vaers.hhs.gov.

USE IN SPECIFIC POPULATIONS

- Safety and effectiveness of Fluzone, Fluzone High-Dose, and Fluzone Intradermal have not been established in pregnant women. (8.1) Pregnancy registry available for Fluzone Intradermal. Contact Sanofi Pasteur Inc. at 1-800-822-2463. (8.1)
- Antibody responses to Fluzone are lower in persons ≥60 years of age than younger persons. (8.5)

See 17 PATIENT COUNSELING INFORMATION.

Revised: May 2011

FULL PRESCRIBING INFORMATION: CONTENTS*

- INDICATIONS AND USAGE
- DOSAGE AND ADMINISTRATION
 - Dosage and Schedule
 - Administration
- DOSAGE FORMS AND STRENGTHS
- CONTRAINDICATIONS
- WARNINGS AND PRECAUTIONS
 - Guillain-Barré Syndrome
 - Latex
 - Preventing and Managing Allergic Reactions
 - Altered Immunocompetence

- Limitations of Vaccine Effectiveness
- ADVERSE REACTIONS
 - Clinical Trials Experience
 - Post-Marketing Experience
- DRUG INTERACTIONS
- USE IN SPECIFIC POPULATIONS
 - Pregnancy
 - Nursing Mothers
 - Pediatric Use
 - Geriatric Use
- DESCRIPTION
- CLINICAL PHARMACOLOGY

12.1 Mechanism of Action

13 NON-CLINICAL TOXICOLOGY

13.1 Carcinogenesis, Mutagenesis, Impairment of Fertility

14 CLINICAL STUDIES

14.1 Immunogenicity of Fluzone in Children 6 Months through 8 Years of Age

14.2 Immunogenicity of Fluzone and Fluzone Intradermal in Adults

14.3 Immunogenicity of Fluzone in Adults and Geriatric Adults

14.4 Immunogenicity of Fluzone and Fluzone High-Dose in Geriatric Adults

15 REFERENCES

16 HOW SUPPLIED/STORAGE AND HANDLING

16.1 How Supplied

16.2 Storage and Handling

17 PATIENT COUNSELING INFORMATION

*Sections or subsections omitted from the full prescribing information are not listed.

1 **FULL PRESCRIBING INFORMATION:**

2 **1. INDICATIONS AND USAGE**

3 Fluzone®, Fluzone High-Dose, and Fluzone Intradermal are inactivated influenza virus vaccines
4 indicated for active immunization against influenza disease caused by influenza virus subtypes A
5 and type B contained in the vaccine.

6
7 Fluzone is approved for use in persons 6 months of age and older. Fluzone High-Dose is approved
8 for use in persons 65 years of age and older. Fluzone Intradermal is approved for use in persons
9 18 through 64 years of age.

10

11 Approval of Fluzone High-Dose is based on superior immune response relative to Fluzone. Data
12 demonstrating a decrease in influenza disease after vaccination with Fluzone High-Dose relative
13 to Fluzone are not available.

14

15 **2. DOSAGE AND ADMINISTRATION**

16 **2.1. Dosage and Schedule**

17 The dose, schedule, and route of administration for Fluzone, Fluzone High-Dose and Fluzone
18 Intradermal are presented in [Table 1](#), [Table 2](#) and [Table 3](#).

19 **Table 1: Fluzone**

Vaccination Status and Age	Dose/Route	Schedule
6 months through 8 years, previously unvaccinated or vaccinated for the first time last season with only one dose of influenza vaccine		
6 months through 35 months	0.25 mL/Intramuscular	2 doses at least 1 month apart

36 months through 8 years	0.5 mL/Intramuscular	2 doses at least 1 month apart
6 months through 8 years, received two doses of influenza vaccine last season, or at least one dose two or more years ago; 9 years and older, any vaccination history		
6 months through 35 months	0.25 mL/Intramuscular	1 dose
36 months and older	0.5 mL/Intramuscular	1 dose

1 **Table 2: Fluzone High-Dose**

65 years and older, any influenza vaccination history	Dose/Route	Schedule
	0.5 mL/Intramuscular	1 dose

2 **Table 3: Fluzone Intradermal**

18 through 64 years of age, any influenza vaccination history	Dose/Route	Schedule
	0.1 mL/Intradermal	1 dose

3

4

2.2. Administration

5

Inspect Fluzone and Fluzone High-Dose syringes and vials and Fluzone Intradermal

6

microinjection system visually for particulate matter and/or discoloration prior to administration.

7

If either of these conditions exist, the vaccine should not be administered.

8

9

Fluzone

10

Shake the syringe or single-dose vial before administering the vaccine and shake the multi-dose

11

vial each time before withdrawing a dose of vaccine.

12

13

The preferred sites for intramuscular injection are the anterolateral aspect of the thigh in infants 6

14

months through 11 months of age, or the deltoid muscle in persons ≥ 12 months of age.

15

1 **Fluzone High-Dose**

2 Shake the syringe before administering the vaccine.

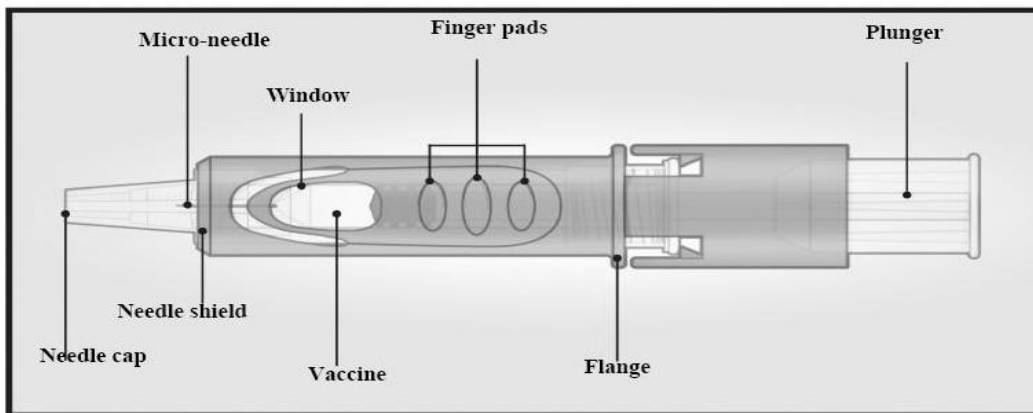
3

4 The preferred site for intramuscular injection is the deltoid muscle.

5

6 **Fluzone Intradermal**

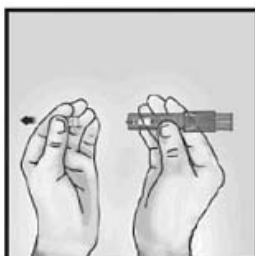
7 Gently shake the microinjection system before administering the vaccine.



8

9 **1. Remove Needle Cap**

10 Remove the needle cap from the microinjection system.

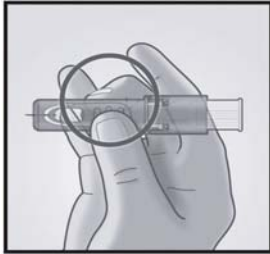


11

12

13 **2. Hold Microinjection System Between Thumb and Middle Finger**

- 1 Hold the system by placing the thumb and middle finger only on the finger pads, the index
- 2 finger remains free. Do not place fingers on the windows.



- 3
- 4

5 **3. Insert Needle Rapidly and Perpendicular to the Skin**

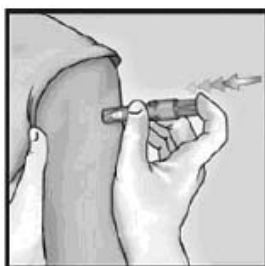
- 6 Insert the needle perpendicular to the skin, in the region of the deltoid, in a short, quick
- 7 movement.



- 8
- 9

10 **4. Inject Using the Index Finger**

- 11 Once the needle has been inserted, maintain light pressure on the surface of the skin and inject
- 12 using the index finger to push on the plunger. Do not aspirate.



- 13
- 14

1 **5. Remove Needle from Skin and Activate Needle Shield by Pushing Firmly on Plunger**

2 Remove the needle from the skin. Direct the needle away from you and others. With the same
3 hand, push very firmly with the thumb on the plunger to activate the needle shield. You will
4 hear a click when the shield extends to cover the needle.



7 **3. DOSAGE FORMS AND STRENGTHS**

8 Fluzone, Fluzone-High Dose, and Fluzone Intradermal are suspensions for injection.

9

10 **Fluzone**

11 Fluzone is supplied in 4 presentations:

12 1) Prefilled syringe (pink syringe plunger rod), 0.25 mL, for persons 6 months through 35 months
13 of age.

14 2) Prefilled syringe (clear syringe plunger rod), 0.5 mL, for persons 36 months of age and older.

15 3) Single-dose vial, 0.5 mL, for persons 36 months of age and older.

16 4) Multi-dose vial, 5 mL, for persons 6 months of age and older.

17

18 **Fluzone High-Dose**

19 Fluzone High-Dose is supplied in prefilled syringes (gray syringe plunger rod), 0.5 mL, for adults
20 65 years of age and older.

1
2
3
4
5
6
7
8
9
10
11
12
13
14
15
16
17
18
19
20
21
22
23

Fluzone Intradermal

Fluzone Intradermal is supplied in a single-dose prefilled microinjection system, 0.1 mL, for adults 18 through 64 years of age.

4. CONTRAINDICATIONS

A severe allergic reaction (e.g., anaphylaxis) to any component of the vaccine [see [Description \(11\)](#)], including egg protein, or to a previous dose of any influenza vaccine is a contraindication to administration of Fluzone, Fluzone High-Dose or Fluzone Intradermal.

5. WARNINGS AND PRECAUTIONS

5.1. Guillain-Barré Syndrome

The 1976 swine influenza vaccine was associated with an elevated risk of Guillain-Barré syndrome (GBS). Evidence for a causal relation of GBS with other influenza vaccines is inconclusive; if an excess risk exists, it is probably slightly more than 1 additional case per 1 million persons vaccinated (1). If GBS has occurred within 6 weeks of previous influenza vaccination, the decision to give Fluzone, Fluzone High-Dose or Fluzone Intradermal should be based on careful consideration of the potential benefits and risks.

5.2. Latex

The prefilled syringe tip caps of Fluzone and Fluzone High-Dose may contain natural rubber latex which may cause allergic reactions in latex sensitive individuals.

1 **5.3. Preventing and Managing Allergic Reactions**

2 Appropriate medical treatment and supervision must be available to manage possible anaphylactic
3 reactions following administration of the vaccine.

4

5 **5.4. Altered Immunocompetence**

6 If Fluzone, Fluzone High-Dose, or Fluzone Intradermal are administered to immunocompromised
7 persons, including those receiving immunosuppressive therapy, the expected immune response
8 may not be obtained.

9

10 **5.5. Limitations of Vaccine Effectiveness**

11 Vaccination with Fluzone, Fluzone High-Dose, or Fluzone Intradermal may not protect all
12 recipients.

13

14 **6. ADVERSE REACTIONS**

15

16 **6.1. Clinical Trials Experience**

17 Because clinical trials are conducted under widely varying conditions, adverse event rates
18 observed in the clinical trials of a vaccine cannot be directly compared to rates in the clinical trial
19 of another vaccine, and may not reflect the rates observed in practice.

20

21 **Fluzone – Children 6 Months through 8 Years of Age**

1 In a multi-center study conducted in the US, children 6 months through 35 months of age received
 2 two 0.25 mL doses of Fluzone, and children 3 years through 8 years of age received two 0.5 mL
 3 doses of Fluzone, irrespective of previous influenza vaccination history. The two doses (year
 4 2006-2007 formulation) were administered 26 to 30 days apart. The safety analysis set included
 5 97 children 6 months through 35 months of age and 163 children 3 years through 8 years of age.
 6 [Table 4](#) and [Table 5](#) summarize solicited injection site reactions and systemic adverse events
 7 reported within 7 days post-vaccination via diary cards.

8 **Table 4: Frequency of Solicited Injection Site Reactions and Systemic Adverse Events**
 9 **Within 7 Days After Vaccination with Fluzone, Children 6 Through 35 Months of Age**

	Dose 1 (N ^a =90-92)			Dose 2 (N ^a =86-87)		
	Percentage			Percentage		
	Any	Moderate ^b	Severe ^c	Any	Moderate ^b	Severe ^c
Injection-Site Tenderness	47.3	8.8	0.0	56.3	3.4	1.1
Injection-Site Erythema	29.3	0.0	0.0	32.2	1.1	0.0
Injection-Site Swelling	16.7	0.0	0.0	14.9	0.0	0.0
Injection-Site Induration	14.4	0.0	0.0	16.1	0.0	0.0
Injection-Site Ecchymosis	14.4	1.1	0.0	14.9	2.3	0.0
Fever^d	11.0	4.4	0.0	10.3	3.4	1.1
Vomiting	6.6	1.1	0.0	8.1	5.8	0.0
Crying Abnormal	31.9	11.0	0.0	18.6	7.0	2.3
Drowsiness	26.4	1.1	0.0	26.7	4.7	0.0
Appetite Lost	23.1	8.8	0.0	19.8	5.8	1.2
Irritability	42.9	19.8	1.1	34.9	17.4	4.7

10 ^aN is the number of vaccinated subjects with available data for the events listed.

11 ^b Moderate - Injection-site tenderness: cries and protests when injection site is touched; Injection-site erythema,
 12 Injection-site swelling, Injection-site induration, and Injection-site ecchymosis: ≥2.5 cm to <5 cm; Fever: >101.3°F
 13 to ≤103.1°F; Vomiting: 2 to 5 episodes per 24 hours; Crying abnormal: 1 to 3 hours; Drowsiness: not interested in

1 surroundings or did not wake up for a meal; Appetite lost: missed 1 or 2 feeds completely; Irritability: requiring
 2 increased attention

3 ^c Severe - Injection-site tenderness: cries when injected limb is moved or the movement of the injected limb is
 4 reduced; Injection-site erythema, Injection-site swelling, Injection-site induration, and Injection-site ecchymosis: ≥5
 5 cm; Fever: >103.1°F; Vomiting: ≥6 episodes per 24 hours or requiring parenteral hydration; Crying abnormal: >3
 6 hours; Drowsiness: sleeping most of the time or difficulty to wake up; Appetite lost: refuses ≥3 feeds or refuses
 7 most feeds; Irritability: inconsolable

8 ^d Fever - Any Fever indicates ≥100.4°F. The percentage of temperature measurements that were taken by rectal,
 9 axillary, or oral routes, or not recorded were 69.2%, 17.6%, 13.2%, and 0.0%, respectively for Dose 1; and 69.0%,
 10 13.8%, 16.1%, and 1.1%, respectively for Dose 2

11 **Table 5: Frequency of Solicited Injection Site Reactions and Systemic Adverse Events**
 12 **Within 7 Days After Vaccination with Fluzone, Children 3 Through 8 Years of Age**

	Dose 1 (N ^a =150-151)			Dose 2 (N ^a =144-145)		
	Percentage			Percentage		
	Any	Moderate ^b	Severe ^c	Any	Moderate ^b	Severe ^c
Injection-Site Pain	59.3	8.0	0.0	62.1	9.7	0.7
Injection-Site Erythema	27.8	3.3	0.7	27.6	2.1	0.7
Injection-Site Swelling	19.9	5.3	0.0	14.5	2.8	0.0
Injection-Site Induration	16.6	2.0	0.0	11.7	1.4	0.0
Injection-Site Ecchymosis	12.6	0.7	0.7	15.2	0.7	0.0
Injection-Site Pruritus	7.3	-	-	13.2	-	-
Fever^d	11.9	2.6	2.0	9.7	1.4	1.4
Headache	16.7	2.0	0.7	11.8	1.4	1.4
Malaise	20.0	2.7	1.3	14.6	4.2	0.7
Myalgia	28.0	5.3	0.0	17.4	4.2	0.0

13 ^aN is the number of vaccinated subjects with available data for the events listed.

^b Moderate - Injection-site pain: sufficiently discomforting to interfere with normal behavior or activities; Injection-site erythema, Injection-site swelling, Injection-site induration, and Injection-site ecchymosis: ≥ 2.5 cm to < 5 cm; Fever: $> 100.4^{\circ}\text{F}$ to $\leq 102.2^{\circ}\text{F}$; Headache, Malaise, and Myalgia: interferes with daily activities

^c Severe - Injection-site pain: incapacitating, unable to perform usual activities, may have/or required medical care or absenteeism; Injection-site erythema, Injection-site swelling, Injection-site induration, and Injection-site ecchymosis: ≥ 5 cm; Fever: $> 102.2^{\circ}\text{F}$; Headache, Malaise, and Myalgia: prevents daily activities

^d Fever - Any Fever indicates $\geq 99.5^{\circ}\text{F}$. The percentage of temperature measurements that were taken by oral or axillary routes, or not recorded were 93.4%, 6.6%, and 0.0%, respectively for Dose 1; and 93.1%, 6.2%, and 0.7%, respectively for Dose 2

"-" indicates information was not collected

During the period from the first vaccination through 6 months following the second vaccination, there were no serious adverse events considered to be caused by vaccination and no deaths reported in this study.

Fluzone and Fluzone Intradermal – Adults

Adults 18 through 64 years of age were randomized to receive Fluzone Intradermal or Fluzone (year 2008-2009 formulation) in a multi-center trial conducted in the US. The trial was open-label for administration route. The safety analysis set included 2855 Fluzone Intradermal recipients and 1421 Fluzone recipients. [Table 6](#) summarizes solicited injection-site reactions and systemic adverse events reported within 7 days post-vaccination via diary cards. With the exception of pain, solicited injection-site reactions were more frequent after vaccination with Fluzone Intradermal compared to Fluzone. Nine percent of Fluzone recipients and 49% of Fluzone Intradermal recipients had an injection-site reaction present beyond Day 3 post-vaccination.

1 Approximately 20% of subjects in both groups had a solicited systemic adverse event present
 2 beyond Day 3 post-vaccination.

3 **Table 6: Frequency of Solicited Injection-Site Reactions and Systemic Adverse Events**
 4 **Within 7 Days After Vaccine Injection, Adults 18 Through 64 Years of Age**

	Fluzone Intradermal (N ^a =2798-2802) Percentage			Fluzone (N ^a =1392-1394) Percentage		
	Any	Grade 2 ^b	Grade 3 ^c	Any	Grade 2 ^b	Grade 3 ^c
Injection-Site Erythema	76.4	28.8	13.0	13.2	2.1	0.9
Injection-Site Induration	58.4	13.0	3.4	10.0	2.3	0.5
Injection-Site Swelling	56.8	13.4	5.4	8.4	2.1	0.9
Injection-Site Pain	51.0	4.4	0.6	53.7	5.8	0.8
Injection-Site Pruritus	46.9	4.1	1.1	9.3	0.4	0.0
Injection-Site Ecchymosis	9.3	1.4	0.4	6.2	1.1	0.4
Headache	31.2	6.4	1.5	30.3	6.5	1.6
Myalgia	26.5	4.6	1.5	30.8	5.5	1.4
Malaise	23.3	5.5	2.2	22.2	5.5	1.8
Shivering	7.3	1.5	0.7	6.2	1.1	0.6
Fever^d	3.9	0.6	0.1	2.6	0.4	0.2

5 ^aN is the number of vaccinated subjects with available data for the events listed.

6 ^b Grade 2 - Injection-site erythema, Injection-site induration, Injection-site swelling, and Injection-site ecchymosis: ≥
 7 2.5 cm to <5 cm; Injection-site pain and Injection-site pruritus: sufficiently discomforting to interfere with normal
 8 behavior or activities; Fever: >100.4°F to ≤102.2°F; Headache, Myalgia, Malaise, and shivering: interferes with
 9 daily activities

10 ^c Grade 3 - Injection-site erythema, Injection-site induration, Injection-site swelling, and Injection-site ecchymosis: ≥5
 11 cm; Injection-site pain: incapacitating, unable to perform usual activities; Injection-site pruritus: incapacitating,
 12 unable to perform usual activities, may have/or required medical care or absenteeism; Fever: >102.2°F; Headache,
 13 Myalgia, Malaise, and Shivering: prevents daily activities

^dFever - Any Fever indicates $\geq 99.5^{\circ}\text{F}$. The percentage of temperature measurements that were taken by oral or axillary routes, or not recorded were 99.9%, <0.1%, and 0.1%, respectively for Fluzone Intradermal; and 99.6%, 0.0%, and 0.4%, respectively for Fluzone

Within 28 days post-vaccination, a serious adverse event was reported by 10 (0.4%) Fluzone Intradermal recipients and 5 (0.4%) Fluzone recipients. Within 6 months post-vaccination, a serious adverse event was reported by 47 (1.6%) Fluzone Intradermal recipients and 20 (1.4%) Fluzone recipients. No deaths were reported during the 6 months post-vaccination. Throughout the study, one reported serious adverse event was considered to be caused by vaccination: a pruritic rash on the extremities and torso that began 48 hours after receipt of Fluzone Intradermal and resulted in hospitalization and treatment with an antihistamine and steroids.

Fluzone and Fluzone High-Dose – Geriatric Adults

Adults 65 years of age and older were randomized to receive either Fluzone High-Dose or Fluzone (year 2006-2007 formulation) in a multi-center, double-blind trial conducted in the US. The safety analysis set included 2573 Fluzone High-Dose recipients and 1260 Fluzone recipients. [Table 7](#) summarizes solicited injection-site reactions and systemic adverse events reported within 7 days post-vaccination via diary cards. Onset was usually within the first 3 days after vaccination and a majority of the reactions resolved within 3 days. Solicited injection-site reactions and systemic adverse events were more frequent after vaccination with Fluzone High-Dose compared to Fluzone.

1 **Table 7: Frequency of Solicited Injection-Site Reactions and Systemic Adverse Events**
 2 **Within 7 Days After Vaccine Injection, Adults 65 Years of Age and Older**

3

	Fluzone High-Dose (N ^a =2569-2572)			Fluzone (N ^a =1258-1260)		
	Percentage			Percentage		
	Any	Moderate ^b	Severe ^c	Any	Moderate ^b	Severe ^c
Injection-Site Pain	35.6	3.7	0.3	24.3	1.7	0.2
Injection-Site Erythema	14.9	1.9	1.8	10.8	0.8	0.6
Injection-Site Swelling	8.9	1.6	1.5	5.8	1.3	0.6
Myalgia	21.4	4.2	1.6	18.3	3.2	0.2
Malaise	18.0	4.7	1.6	14.0	3.7	0.6
Headache	16.8	3.1	1.1	14.4	2.5	0.3
Fever^d	3.6	1.1	0.0	2.3	0.2	0.1

4 ^aN is the number of vaccinated subjects with available data for the events listed.

5 ^bModerate - Injection-site pain: sufficiently discomforting to interfere with normal behavior or activities; Injection-
 6 site erythema and Injection-site swelling: ≥2.5 cm to <5 cm; Fever: >100.4°F to ≤102.2°F; Myalgia, Malaise, and
 7 Headache: interferes with daily activities

8 ^cSevere - Injection-site pain: incapacitating, unable to perform usual activities; Injection-site erythema and Injection-
 9 site swelling: ≥5 cm; Fever: >102.2°F; Myalgia, Malaise, and Headache: prevents daily activities

10 ^dFever –Any Fever indicates ≥99.5°F. The percentage of temperature measurements that were taken by oral route or
 11 not recorded were 97.9% and 2.1%, respectively for Fluzone High-Dose; and 98.6% and 1.4%, respectively for
 12 Fluzone

13

14 Within 6 months post-vaccination, 156 (6.1%) Fluzone High-Dose recipients and 93 (7.4%)
 15 Fluzone recipients experienced a serious adverse event. No deaths were reported within 28 days
 16 post-vaccination. A total of 23 deaths were reported during the period Day 29-180 post-

1 vaccination: 16 (0.6%) among Fluzone High-Dose recipients and 7 (0.6%) among Fluzone
2 recipients. The majority of these participants had a medical history of cardiac, hepatic, neoplastic,
3 renal, and/or respiratory diseases.

4

5 **6.2. Post-Marketing Experience**

6 The following events have been spontaneously reported during the post-approval use of Fluzone
7 or Fluzone High-Dose. Because these events are reported voluntarily from a population of
8 uncertain size, it is not always possible to reliably estimate their frequency or establish a causal
9 relationship to vaccine exposure. Adverse events were included based on one or more of the
10 following factors: severity, frequency of reporting, or strength of evidence for a causal relationship
11 to Fluzone or Fluzone High-Dose.

12

13 Events Reported During Post-Approval Use of Fluzone.

- 14 • *Blood and Lymphatic System Disorders*: Thrombocytopenia, lymphadenopathy
- 15 • *Immune System Disorders*: Anaphylaxis, other allergic/hypersensitivity reactions (including
16 urticaria, angioedema)
- 17 • *Nervous System Disorders*: Guillain-Barré syndrome (GBS), convulsions, febrile
18 convulsions, myelitis (including encephalomyelitis and transverse myelitis), facial palsy
19 (Bell's palsy), optic neuritis/neuropathy, brachial neuritis, syncope (shortly after vaccination),
20 dizziness, paresthesia
- 21 • *Vascular Disorders*: Vasculitis, vasodilatation/flushing
- 22 • *Respiratory, Thoracic and Mediastinal Disorders*: Dyspnea, pharyngitis, rhinitis
- 23 • *Skin and Subcutaneous Tissue Disorders*: Stevens-Johnson syndrome

- 1 • *General Disorders and Administration Site Conditions*: Pruritus, asthenia/fatigue, pain in
2 extremities, chest pain

3

4 Events Reported During Post-Approval Use of Fluzone High-Dose.

- 5 • *Gastrointestinal Disorders*: Nausea, vomiting, diarrhea

6

7 **7. DRUG INTERACTIONS**

8 Data evaluating the concomitant administration of Fluzone, Fluzone High-Dose, or Fluzone

9 Intradermal with other vaccines are not available.

10

11 **8. USE IN SPECIFIC POPULATIONS**

12 **8.1. Pregnancy**

13 **Fluzone and Fluzone High-Dose**

14 Pregnancy Category C: Animal reproduction studies have not been conducted with Fluzone or

15 Fluzone High-Dose. It is also not known whether Fluzone or Fluzone High-Dose can cause fetal

16 harm when administered to a pregnant woman or can affect reproduction capacity. Fluzone or

17 Fluzone High-Dose should be given to a pregnant woman only if clearly needed.

18

19 **Fluzone Intradermal**

20 Pregnancy Category B: A developmental and reproductive toxicity study has been performed in

21 female rabbits at a dose approximately 20 times the human dose (on a mg/kg basis) and has

22 revealed no evidence of impaired female fertility or harm to the fetus due to Fluzone Intradermal.

23 There are, however, no adequate and well-controlled studies in pregnant women. Because animal

1 reproduction studies are not always predictive of human response, Fluzone Intradermal should be
2 used during pregnancy only if clearly needed.

3

4 Healthcare providers are encouraged to register women who receive Fluzone Intradermal during
5 pregnancy in Sanofi Pasteur Inc.'s vaccination pregnancy registry by calling 1-800-822-2463.

6

7

8.3. Nursing Mothers

8 It is not known whether Fluzone or Fluzone Intradermal is excreted in human milk. Because many
9 drugs are excreted in human milk, caution should be exercised when Fluzone or Fluzone
10 Intradermal is administered to a nursing woman.

11

12

8.4. Pediatric Use

13 Fluzone

14 Safety and effectiveness of Fluzone in children below the age of 6 months have not been
15 established. Safety and immunogenicity of Fluzone was evaluated in children 6 months through 8
16 years of age. [See *Adverse Reactions (6.1) and Clinical Studies (14.1).*]

17

18 Fluzone High-Dose

19 Safety and effectiveness of Fluzone High-Dose in persons <65 years of age have not been
20 established.

21

22 Fluzone Intradermal

1 Safety and effectiveness of Fluzone Intradermal in persons <18 years of age have not been
2 established. In a clinical trial, 97 infants and toddlers 6 months through 35 months of age and 160
3 children 3 years through 8 years of age were enrolled to receive two injections of Fluzone
4 Intradermal. Infants and children in a control group received two injections of Fluzone. Fluzone
5 Intradermal was associated with increased local reactogenicity relative to Fluzone. The size of the
6 study was not adequate to reliably evaluate serious adverse events or the immune response
7 elicited by Fluzone Intradermal relative to Fluzone.

8

9 **8.5. Geriatric Use**

10 **Fluzone**

11 In two observational studies of Fluzone in 118 adults 19 through 59 years of age and 123 adults
12 61 through 86 years of age, the immune responses were lower in the older adults.

13 [See *Clinical Studies (14.3)*.]

14

15 **Fluzone High-Dose**

16 Safety and immunogenicity of Fluzone High-Dose have been evaluated in adults 65 years of age
17 and older. [See *Adverse Reactions (6.1) and Clinical Studies (14.3)*.]

18

19 **Fluzone Intradermal**

20 Safety and effectiveness of Fluzone Intradermal in persons 65 years of age and older have not
21 been established.

22

23 **11. DESCRIPTION**

1 Fluzone (Influenza Virus Vaccine) for intramuscular injection, Fluzone High-Dose (Influenza
2 Virus Vaccine) for intramuscular injection, and Fluzone Intradermal (Influenza Virus Vaccine)
3 for intradermal injection are inactivated influenza virus vaccines, prepared from influenza viruses
4 propagated in embryonated chicken eggs. The virus-containing allantoic fluid is harvested and
5 inactivated with formaldehyde. Influenza virus is concentrated and purified in a linear sucrose
6 density gradient solution using a continuous flow centrifuge. The virus is then chemically
7 disrupted using a non-ionic surfactant, Octylphenol Ethoxylate (Triton® X-100), producing a
8 “split virus”. The split virus is further purified and then suspended in sodium phosphate-buffered
9 isotonic sodium chloride solution. The Fluzone High-Dose and Fluzone Intradermal processes use
10 an additional concentration factor after the ultrafiltration step in order to obtain a higher
11 hemagglutinin (HA) antigen concentration.

12

13 Fluzone, Fluzone High-Dose, and Fluzone Intradermal, suspensions for injection, are clear and
14 slightly opalescent in color.

15

16 Antibiotics are not used in the manufacture of Fluzone, Fluzone High-Dose or Fluzone
17 Intradermal.

18

19 The prefilled syringe tip caps of Fluzone and Fluzone High-Dose may contain natural rubber
20 latex. Vial presentations of Fluzone and the Fluzone Intradermal microinjection system do not
21 contain latex.

22

1 Fluzone, Fluzone High-Dose, and Fluzone Intradermal are standardized according to United
 2 States Public Health Service requirements and are formulated to contain HA of each of the
 3 following three influenza strains recommended for the 2011-2012 influenza season:
 4 A/California/07/2009 X-179A (H1N1), A/Victoria/210/2009 X-187 (an A/Perth/16/2009-like
 5 strain) (H3N2) and B/Brisbane/60/2008. The amounts of HA and other ingredients per dose of
 6 vaccine are listed in [Table 8](#).

7 **Table 8: Fluzone, Fluzone High-Dose, and Fluzone Intradermal Ingredients**

Ingredient	Quantity (per dose)			
	Fluzone 0.25 mL Dose	Fluzone 0.5 mL Dose	Fluzone High-Dose 0.5 mL Dose	Fluzone Intradermal 0.1 mL Dose
Active Substance: Split influenza virus, inactivated strains^a:	22.5 mcg HA total	45 mcg HA total	180 mcg HA total	27 mcg HA total
A (H1N1)	7.5 mcg HA	15 mcg HA	60 mcg HA	9 mcg HA
A (H3N2)	7.5 mcg HA	15 mcg HA	60 mcg HA	9 mcg HA
B	7.5 mcg HA	15 mcg HA	60 mcg HA	9 mcg HA
Other:				
Sodium phosphate-buffered isotonic sodium chloride solution	QS ^b to appropriate volume	QS ^b to appropriate volume	QS ^b to appropriate volume	QS ^b to appropriate volume
Formaldehyde	≤50 mcg	≤100 mcg	≤100 mcg	≤20 mcg
Octylphenol Ethoxylate	≤75 mcg	≤150 mcg	≤250 mcg	≤50 mcg
Gelatin	0.05%	0.05%	None	None

Ingredient	Quantity (per dose)			
	Fluzone 0.25 mL Dose	Fluzone 0.5 mL Dose	Fluzone High-Dose 0.5 mL Dose	Fluzone Intradermal 0.1 mL Dose
Preservative				
Single-Dose Presentations	None	None	None	None
Multi-Dose Presentation (Thimerosal)	N/A	25 mcg mercury	N/A	N/A

1 ^aper United States Public Health Service (USPHS) requirement.

2 ^bQuantity Sufficient.

3 N/A not applicable

4

5 **12. CLINICAL PHARMACOLOGY**

6 **12.1. Mechanism of Action**

7 Influenza illness and its complications follow infection with influenza viruses. Global surveillance
 8 of influenza identifies yearly antigenic variants. For example, since 1977, antigenic variants of
 9 influenza A (H1N1 and H3N2) viruses and influenza B viruses have been in global circulation.

10 Specific levels of hemagglutination inhibition (HI) antibody titer post-vaccination with
 11 inactivated influenza virus vaccines have not been correlated with protection from influenza virus
 12 infection. In some human studies, antibody titers $\geq 1:40$ have been associated with protection from
 13 influenza illness in up to 50% of subjects. (2) (3)

14

15 Antibodies against one influenza virus type or subtype confer limited or no protection against
 16 another. Furthermore, antibodies to one antigenic variant of influenza virus might not protect

1 against a new antigenic variant of the same type or subtype. Frequent development of antigenic
2 variants through antigenic drift is the virologic basis for seasonal epidemics and the reason for the
3 usual change of one or more new strains in each year's influenza vaccine. Therefore, influenza
4 vaccines are standardized to contain the hemagglutinins of influenza virus strains (ie, typically
5 two type A and one type B), representing the influenza viruses likely to be circulating in the US in
6 the upcoming winter.

7
8 Annual vaccination with the current vaccine is recommended because immunity during the year
9 after vaccination declines, and because circulating strains of influenza virus change from year to
10 year. (4)

12 **13. NON-CLINICAL TOXICOLOGY**

13 **13.1. Carcinogenesis, Mutagenesis, Impairment of Fertility**

14 Fluzone, Fluzone High-Dose, and Fluzone Intradermal have not been evaluated for carcinogenic
15 or mutagenic potential, or for impairment of fertility.

17 **14. CLINICAL STUDIES**

18 **14.1. Immunogenicity of Fluzone in Children 6 Months through** 19 **8 Years of Age**

20 In a multi-center study conducted in the US, 68 children 6 months through 35 months of age
21 given two 0.25 mL doses of Fluzone and 120 children 3 years through 8 years of age given two
22 0.5 mL doses of Fluzone were included in the per-protocol analysis set. The two doses (year
23 2006-2007 formulation) were administered 26 to 30 days apart. Females accounted for 42.6% of

1 the participants in the 6 months through 35 months age group and 53.3% of the participants in the
 2 3 years through 8 years age group. Most participants in the 6 months through 35 months and 3
 3 years through 8 years age groups, respectively, were Caucasian (70.6% and 79.2%), followed by
 4 Hispanic (19.1% and 13.3%), and Black (7.4% and 4.2%).

5
 6 The percentage of participants who received influenza vaccination during the previous influenza
 7 season was 54.4% for the 6 months through 35 months age group and 27.5% for the 3 years
 8 through 8 years age group. [Table 9](#) shows seroconversion rates and the percentage of participants
 9 with an HI titer $\geq 1:40$ one month following the second dose of Fluzone.

10

11 **Table 9: Percentage (%) with an HI Titer $\geq 1:40$ and Seroconversion Following the Second**
 12 **Vaccine Injection with Fluzone^a in Children 6 Months Through 35 Months and 3 Years**
 13 **Through 8 Years of Age**

Antigen	Age Group	Titer $\geq 1:40$ % (95% CI)	Seroconversion ^b % (95% CI)
A (H1N1)	6 through 35 months (N=68)	92.6 (83.7; 97.6)	88.2 (78.1; 94.8)
	3 through 8 years (N=120)	99.2 (95.4; 100.0)	78.3 (69.9; 85.3)
A (H3N2)	6 through 35 months (N=68)	100.0 (94.7; 100.0)	91.2 (81.8; 96.7)
	3 through 8 years (N=120)	100.0 (97.0; 100.0)	61.7 (52.4; 70.4)
B	6 through 35 months (N=68)	20.6 (11.7; 32.1)	20.6 (11.7; 32.1)
	3 through 8 years (N=120)	58.3 (49.0; 67.3)	53.3 (44.0; 62.5)

14 ^aChildren received two doses of Fluzone administered 26 to 30 days apart, irrespective of previous influenza
 15 vaccination history

^bSeroconversion: Paired samples with pre-vaccination HI titer <1:10 and post-vaccination (28 days post-dose 2) titer ≥1:40 or a minimum 4-fold increase for participants with pre-vaccination titer ≥1:10

14.2. Immunogenicity of Fluzone and Fluzone Intradermal in Adults

Adults 18 through 64 years of age were randomized to receive Fluzone Intradermal or Fluzone (year 2008-2009 formulation) in a multi-center trial conducted in the US. The trial was open-label for administration route. For immunogenicity analyses, there were 2581 participants who received Fluzone Intradermal and 1287 participants who received Fluzone in the per protocol analysis set. There were fewer males than females (36.1% and 35.8% males in the Fluzone Intradermal and Fluzone groups, respectively). In the Fluzone Intradermal group, the mean age was 42.7 years (ranged from 18.1 through 65.0 years), and in the Fluzone group, the mean age was 42.6 years (ranged from 18.2 through 65.0 years). Most participants in the Fluzone Intradermal and Fluzone groups, respectively, were Caucasian (79.6% and 80.0%), followed by Hispanic (10.2% and 11.0%), and Black (7.7% and 6.3%). HI antibody geometric mean titers (GMTs) following Fluzone Intradermal were non-inferior to those following Fluzone for all three strains. (See [Table 10](#)) Seroconversion rates following Fluzone Intradermal were non-inferior to those following Fluzone for strains A (H1N1) and A (H3N2), but not for strain B. (See [Table 11](#)) At 28 days following vaccination with either Fluzone or Fluzone Intradermal, the percentages of subjects with a serum HI antibody titer of at least 1:40 ranged from 87% to 92%, depending on the influenza strain.

1 **Table 10: Non-inferiority of Fluzone Intradermal Relative to Fluzone by HI Antibody**
 2 **GMTs at 28 Days Post Vaccination, Adults 18 through 64 Years of Age**

Influenza Strain	GMT		GMT Ratio (95% CI)	Non-inferior ^a
	Fluzone Intradermal N=2575-2579	Fluzone N=1283-1285	Fluzone GMT divided by Fluzone Intradermal GMT	
A (H1N1)	193.2	178.3	0.92 (0.85; 1.01)	Yes
A (H3N2)	246.7	230.7	0.94 (0.85; 1.03)	Yes
B	102.5	126.9	1.24 (1.15; 1.33)	Yes

3 ^aPre-defined criterion for non-inferiority: The upper bound of the two sided 95% CI of the ratio of GMTs (Fluzone
 4 divided by Fluzone Intradermal) is <1.5.

5

6 **Table 11: Non-inferiority of Fluzone Intradermal Relative to Fluzone by HI Antibody**
 7 **Seroconversion at 28 Days Post Vaccination, Adults 18 through 64 Years of Age**

Influenza Strain	Seroconversion ^a %		Difference (95% CI)	Non-inferior ^b
	Fluzone Intradermal N=2573-2578	Fluzone N=1283-1285	Fluzone minus Fluzone Intradermal	
A (H1N1)	61.2	60.5	-0.69 (-3.97; 2.56)	Yes
A (H3N2)	75.3	74.8	-0.55 (-3.49; 2.31)	Yes
B	46.2	54.2	7.99 (4.64; 11.31)	No

1 ^a Serocoverison: Paired samples with pre-vaccination HI titer <1:10 and post-vaccination (day 28) titer ≥ 1:40 or a
 2 minimum 4-fold increase for participants with pre-vaccination titer ≥1:10.

3 ^b Pre-defined criterion for non-inferiority: The upper bound of the two sided 95% CI of the difference in
 4 seroconversion rates (Fluzone minus Fluzone Intradermal) is <10%.

5

6 **14.3. Immunogenicity of Fluzone in Adults and Geriatric Adults**

7 In two observational studies, the immunogenicity of a single dose of Fluzone (year 1999-2000 and
 8 year 2000-2001 formulation, respectively) was evaluated in adults 19 through 59 years of age
 9 (median age: 38 years) and adults 61 through 86 years of age (median age: 72 years). The
 10 percentages of subjects with post-vaccination HI titers ≥1:40 and a four-fold increase in titer from
 11 pre-vaccination to post-vaccination were analyzed. (See [Table 12](#))

12

13 **Table 12: Percentage of Subjects with HI Titer ≥1:40 and 4-Fold Increase in HI Titer**
 14 **Following Fluzone, Adults 19 through 59 Years of Age and 61 through 86 Years of Age**

Antigen	Influenza Season	Age Group	Titer ≥1:40 Percent	4-Fold Increase Percent
A (H1N1)	1999-2000	19-59 Years (N = 60)	49	34
		61-86 Years (N = 61)	38	27
	2000-2001	19-59 Years (N = 58)	54	52
		61-86 Years (N = 62)	23	39
A (H3N2)	1999-2000	19-59 Years (N = 60)	72	46
		61-86 Years (N = 61)	70	42
	2000-2001	19-59 Years (N = 58)	79	45

Antigen	Influenza Season	Age Group	Titer ≥1:40 Percent	4-Fold Increase Percent
		61-86 Years (N = 62)	68	44
B	1999-2000	19-59 Years (N = 60)	38	30
		61-86 Years (N = 61)	10	10
	2000-2001	19-59 Years (N = 58)	38	29
		61-86 Years (N = 62)	11	5

1 N = Number of participants.

2

3

14.4. Immunogenicity of Fluzone and Fluzone High-Dose in

4

Geriatric Adults

5

Adults 65 years of age and older were randomized to receive either Fluzone High-Dose or

6

Fluzone (year 2006-2007 formulation) in a multi-center, double-blind trial conducted in the US.

7

For immunogenicity analyses, 2,576 participants were randomized to Fluzone High-Dose and

8

1,275 participants were randomized to Fluzone. Females accounted for 51.3% of participants in

9

the Fluzone High-Dose group and 54.7% of participants in the Fluzone group. In both groups, the

10

mean age was 72.9 years (ranged from 65 through 97 years in the Fluzone High-Dose group and

11

65 through 94 years in the Fluzone group); 35% of participants in the Fluzone High-Dose group

12

and 36% of participants in the Fluzone group were 75 years of age or older. Most participants in

13

the Fluzone High-Dose and Fluzone groups, respectively, were Caucasian (91.7% and 92.9%),

14

followed by Hispanic (4.8% and 3.7%), and Black (2.7% and 2.7%).

15

1 The primary endpoints of the study were HI GMTs and seroconversion rates 28 days after
 2 vaccination. Pre-specified statistical superiority criteria required that the lower limit (LL) of the 2-
 3 sided 95% CI of the GMT ratio [Fluzone High-Dose/Fluzone] be greater than 1.50 for at least two
 4 of the strains, and if one strain failed, non-inferiority of that strain must be demonstrated
 5 (LL>0.67), and that the lower limit of the 2-sided 95% CI of the seroconversion rate difference
 6 [Fluzone High-Dose minus Fluzone] be greater than 10% for at least two of the strains, and if one
 7 strain failed, non-inferiority of that strain must be demonstrated (LL>-10%). As shown in [Table](#)
 8 [13](#), statistically superior HI GMTs and seroconversion rates after vaccination with Fluzone High-
 9 Dose compared to Fluzone were demonstrated for influenza A subtypes, A (H1N1) and A
 10 (H3N2), but not for influenza type B. For strain B, non-inferiority of Fluzone High-Dose
 11 compared to Fluzone was demonstrated for both the HI GMTs and seroconversion rates. There are
 12 no data demonstrating clinically relevant prevention of culture-confirmed influenza or its
 13 complications after vaccination with Fluzone High-Dose compared to Fluzone in individuals 65
 14 years of age and older.

16 **Table 13: Post-Vaccination HI Antibody GMTs and Seroconversion Rates and Analyses of**
 17 **Superiority of Fluzone High-Dose Relative to Fluzone, Adults 65 Years of Age and Older**

Influenza Strain	GMT		GMT Ratio	Seroconversion % ^a		Difference	Met Both Pre-defined Superiority Criteria ^c
	Fluzone High-Dose N ^b =2576	Fluzone N ^b =1275	Fluzone High-Dose over Fluzone (95% CI)	Fluzone High-Dose N ^b =2576	Fluzone N ^b =1275	Fluzone High-Dose minus Fluzone (95% CI)	

A (H1N1)	115.8	67.3	1.7 (1.6; 1.8)	48.6	23.1	25.4 (22.4; 28.5)	Yes
A (H3N2)	608.9	332.5	1.8 (1.7; 2.0)	69.1	50.7	18.4 (15.1; 21.7)	Yes
B	69.1	52.3	1.3 (1.2; 1.4)	41.8	29.9	11.8 (8.6; 15.0)	No

1 ^aSeroconversion: Paired samples with pre-vaccination HI titer <1:10 and post-vaccination (day 28) titer ≥1:40 or a
 2 minimum 4-fold increase for participants with pre-vaccination titer ≥1:10.

3 ^bN is the number of subjects in the Immunogenicity Analysis Set.

4 ^cPredefined superiority criterion for seroconversion: the lower limit of the two-sided 95% CI of the difference of the
 5 seroconversion rates (Fluzone High-Dose minus Fluzone) is >10%. Predefined superiority criterion for the GMT
 6 ratio: the lower limit of the 95% CI for the GMT ratio (Fluzone High-Dose divided by Fluzone) is >1.5.

7

1 **15. REFERENCES**

2
3
4
5
6
7
8
9
10
11
12
13
14

1 Lasky T, Terracciano GJ, Magder L, et al. The Guillain-Barre' syndrome and the 1992-1993
and 1993-1994 influenza vaccines. *N Engl J Med* 1998;339(25):1797-802.

2 Hannoun C, Megas F, Piercy J. Immunogenicity and protective efficacy of influenza
vaccination. *Virus Res* 2004;103:133-138.

3 Hobson D, Curry RL, Beare AS, Ward-Gardner AI. The role of serum haemagglutination-
inhibiting antibody in protection against challenge infection with influenza A2 and B
viruses. *J Hyg Camb* 1972;767-777.

4 Centers for Disease Control and Prevention. Prevention and Control of Seasonal Influenza
with Vaccines: Recommendations of the Advisory Committee on Immunization Practices
(ACIP). *MMWR* 2010;59(RR-8):1-68.

1
2
3
4
5
6
7
8
9
10
11
12
13
14
15
16
17
18
19
20
21
22
23

16. HOW SUPPLIED/STORAGE AND HANDLING

16.1. How Supplied

The prefilled syringe tip caps of Fluzone and Fluzone High-Dose may contain natural rubber latex. Vial presentations of Fluzone and the Fluzone Intradermal microinjection system do not contain latex.

Fluzone

Single-dose, prefilled syringe, without needle, 0.25 mL, package of 10 (may contain latex) – NDC 49281-111-25.

Single-dose, prefilled syringe, without needle, 0.5 mL, package of 10 (may contain latex) – NDC 49281-011-50.

Single-dose vial, 0.5 mL, package of 10 (does not contain latex) – NDC 49281-011-10.

Multi-dose vial, 5 mL, package of one (does not contain latex). The vial contains ten 0.5 mL doses – NDC 49281-388-15.

Fluzone High-Dose

Single-dose, prefilled syringe, without needle, 0.5 mL, package of 10 (may contain latex) – NDC 49281-389-65.

1 **Fluzone Intradermal**

2 Single-dose prefilled microinjection system, 0.1 mL, package of 10 (does not contain latex) –
3 NDC 49281-703-55.

4

5 **16.2. Storage and Handling**

6 Store all Fluzone, Fluzone High-Dose, and Fluzone Intradermal presentations refrigerated at 2° to
7 8°C (35° to 46°F). DO NOT FREEZE. Discard if vaccine has been frozen.

8

9 Between uses, return the multi-dose vial to the recommended storage conditions at 2° to 8°C (35°
10 to 46°F).

11

12 Do not use after the expiration date shown on the label.

13

14 **17. PATIENT COUNSELING INFORMATION**

15 Inform the patient or guardian that Fluzone, Fluzone High-Dose, and Fluzone Intradermal contain
16 killed viruses and cannot cause influenza. Fluzone, Fluzone High-Dose, and Fluzone Intradermal
17 stimulate the immune system to produce antibodies that help protect against influenza, but do not
18 prevent other respiratory infections. Annual influenza vaccination is recommended. Instruct
19 vaccine recipients and guardians to report adverse reactions to their healthcare provider and/or to
20 VAERS. Inform the patient about the Sanofi Pasteur Inc. pregnancy registry, for Fluzone
21 Intradermal as appropriate.

22

23

1 Fluzone is a registered trademark of Sanofi Pasteur Inc.

2

3

Product information

4

as of May 2011.

5

6 Manufactured by:

7 **Sanofi Pasteur Inc.**

8 Swiftwater PA 18370 USA

6109/6044/6045/6046