

Let's get started.

Mpx PCR Test Home Collection Kit

labcorp

Ship the Specimen to Labcorp via FedEx

The specimen must be shipped Monday through Thursday on the same day that you collect it.

Visit <https://bit.ly/fedexdropbox> to view FedEx drop box locations and pickup schedules.

You have 2 options for shipping the sample.

FedEx Drop Box

It's important to bring your specimen to a drop box on the same day you collect it before the last Express pick up.

Deliver your specimen to a drop box Monday through Thursday.

Do **not** take it to a FedEx office.

Do **not** place kit in drop box on Friday, Saturday or Sunday.

Schedule a FedEx Pickup

Schedule your FedEx pickup for a weekday (Monday through Thursday). Call FedEx at **800-463-3339** and follow the script below.

FedEx: "What are you calling about?" **You:** "FedEx Express® return pickup"

FedEx: "...a pickup request for a return. To arrange a pickup for today or tomorrow, depending on availability, say "pickup." **You:** "Pickup"

FedEx: "Is the word "stamp" written anywhere on your return label?" **You:** "No"

FedEx: "What is the tracking number?" **You:** Provide the tracking number (TRK#) from the return label

FedEx: "What kind of return are you calling about?" **You:** "FedEx Express"

Provide additional information as requested. You may be asked for the pickup location address, number of packages to be picked up, day and time window for the pickup, or if your shipment is currently ready.

Note the confirmation pickup number provided. If you are asked for a credit card or account number, state that this is a FedEx Express return pickup and provide the tracking number (TRK#) from the return label.

Do not collect your specimen until you confirm pickup times of the drop box or have confirmed your scheduled pickup.

©2024 Labcorp. All Rights Reserved. IFU_294505-0324-2

DISCLAIMER
Intended use: Rx only. For the at-home collection of lesion swab specimens, for the purpose of in vitro diagnostic testing in a CLIA-certified laboratory, by individuals 18 years of age or older (self-collected), presenting with acute, generalized pustular or vesicular rash suspected of Mpx illness when determined to be appropriate by a healthcare provider.
This product has not been FDA cleared or approved, but has been authorized for emergency use by FDA under an EUA for use by the authorized laboratories.
This product has been authorized only for the collection and maintenance of lesion swab specimens as an aid in detection of nucleic acid from non-variola Orthopoxvirus, including Mpx virus. Not for use for any other viruses or pathogens.
The emergency use of this product is only authorized for the duration of the declaration that circumstances exist justifying the authorization of emergency use of in vitro diagnostics for detection and/or diagnosis of infection with the Monkeypox virus, including in vitro diagnostics that detect and/or diagnose infection with non-variola Orthopoxvirus, under Section 564(b)(1) of the Federal Food, Drug, and Cosmetic Act, 21 U.S.C. § 360bb-3(b)(1), unless the declaration is terminated or authorization is revoked sooner.

Distributed by Labcorp
531 South Spring Street
Burlington, NC 27215



Kit includes:

Please read instructions carefully and follow directions step by step.

- 1 Specimen confirmation form
- 1 Collection tube
Avoid contact with eyes
Keep out of reach of children
Cap color on collection tube may vary
- 1 Collection swab
- 1 Biohazard specimen bag with absorbent sheet
- 1 White shipping box
- 1 FedEx Pak UN 3373



Mpox PCR Test Home Collection Kit Instructions

For In Vitro Diagnostic Use



1 Please read all instructions carefully before beginning collection and follow directions step by step. Ship the specimen Monday through Thursday and on the same day you collect it.

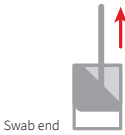
To report a missing item in the kit or to request a new kit, visit <https://patient.labcorp.com/v1/homekit-issue/form>.



2 Visit <https://bit.ly/fedexdropbox> to view FedEx drop box locations and pickup schedules. **It's important to bring your sample to a drop box on the same day you collect it before the last Express pickup.** Or refer to the flyer in your kit to schedule a FedEx pickup on the day of collection.



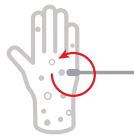
3 Remove contents from the kit box and place on a clean, dry and flat surface.



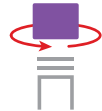
4 Wash and dry hands thoroughly. Take the swab out of its package.

Do not touch the tip of the swab with your hands or touch any other surfaces with the swab tip. If the swab touches any other surface, request a new kit.

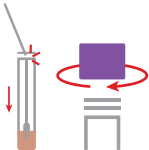
Do **not** clean the lesion before collecting the sample.



5 Slowly swirl the swab while pressing firmly across the entire lesion at least 3 times. Make sure you press firmly with the swab to collect the lesion material. If you have multiple lesions, swab one at an intermediate stage (not brand new, not old and healing).



6 Unscrew the top of the collection tube. Hold swab in one hand and collection tube in the other, being careful not to spill the liquid. If the liquid spills, request a new kit. Do **not** drink the liquid.



7 Insert the swab into the collection tube. The end of the swab that was used to swab the lesion should be placed into the tube first.

Break at the score line to allow the tube to be tightly closed.

Screw the top of the collection tube back on tightly.



8 Wash and dry hands thoroughly again. Insert collection tube into the biohazard specimen bag. Seal the biohazard specimen bag by closing the zip lock seal.

Do **not** remove the absorbent sheet from biohazard specimen bag.

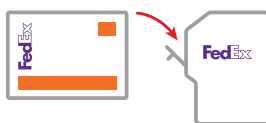


9 Fill out the specimen confirmation form. In ink, include the date and time of collection in the Patient Section.



10 Place the specimen bag and specimen confirmation form into the white shipping box and close the lid. Place the shipping box into the FedEx return pack. Remove the adhesive cover strip and seal the FedEx return pack closed.

Do **not** place the collection tube directly in the FedEx return pack for shipment.



11 Deliver the postage paid, pre-addressed FedEx Pak to a FedEx drop box. It's important to bring your sample to a drop box on the same day you collect it before the last Express pickup Monday-Thursday (no weekends) or refer to the flyer in your kit to schedule a FedEx pickup on the day of collection.



12 Results are delivered to the ordering healthcare provider and are also available in the Labcorp Patient™ Portal. Visit [labcorp.patient.com](https://patient.labcorp.com) or use the Labcorp Patient mobile app to set up or access your account. To view a dependent's results, add them to your account.