

For use under Emergency Use Authorization only
For in vitro diagnostic use
For use by individuals with symptoms of respiratory viral infection consistent with COVID-19

Instructions for Use COVID-19 + Flu + RSV Test Home Collection Kit



Let's get started.

WWW.PIXEL.LABCORP.COM

Please read instructions carefully and follow directions step by step.
If you are under 18 years old, please ask your parent or guardian to review the instructions and provide assistance with scheduling a FedEx pickup or confirming FedEx drop box locations and pickup times.

Kit includes:



Saline collection tube

Avoid contact with eyes
Keep out of reach of children



Foam swab



Biohazard specimen bag



Registration Card



FedEx Pak
UN 3373

Intended use: to collect an anterior nasal swab for the purpose of in vitro diagnostic testing in a CLIA laboratory. The Pixel by Labcorp COVID-19 + Flu + RSV Test Home Collection Kit is intended for collection of individual anterior nasal swab specimens from individuals age 18 years and older (self-collected), 14 years and older (self-collected under adult supervision), or 2 years and older (collected with adult assistance).

IVD

Distributed by Pixel by Labcorp
531 South Spring Street
Burlington, NC 27215

This product (collection kit in combination with the authorized test) has not been FDA cleared or approved, but has been authorized for emergency use by FDA under an EUA for use by the authorized laboratories.


This product has been authorized only for the detection and differentiation of nucleic acid from SARS-CoV-2, influenza A, influenza B and/or respiratory syncytial virus (RSV), not for any other viruses or pathogens.

The emergency use of this product is only authorized for the duration of the declaration that circumstances exist justifying the authorization of emergency use of in vitro diagnostics for detection and/or diagnosis of COVID-19 under Section 564(b)(1) of the Federal Food, Drug, and Cosmetic Act, 21 U.S.C. § 360bbb-3(b)(1), unless the declaration is terminated or authorization is revoked sooner.

PXCIFU050522.2

Home collection kit instructions

For In Vitro Diagnostic Use



1



Please read all instructions carefully before beginning collection and follow directions step by step. If you are under 18, ask your parent or guardian for help with these instructions. Ship the specimen Monday through Friday and on the same day you collect it.

REGISTER ONLINE

2



When you are ready to collect your sample, register your kit online at www.pixel.labcorp.com/register and type in the 12-digit registration code that is located on your collection tube and registration card. If you are under 18, ask your parent or guardian for help with registering your kit.

3



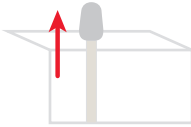
Visit <https://bit.ly/fedexdropbox> to view FedEx drop box locations and pickup schedules. It's important to bring your sample to a drop box on the same day you collect it before the last Express pickup. Or refer to the flyer in your kit to schedule a FedEx pickup on the day of collection. If you are under 18, ask your parent or guardian to assist with scheduling a pickup or confirming drop box locations and pickup times.

4



Wash and dry hands before opening the kit. Open your kit and place all the contents on a clean, dry surface.

5

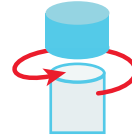


Take the foam swab out of its package.



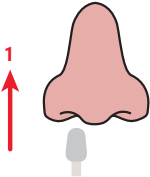
DO NOT touch the tip of the swab with your hands or touch any other surfaces with the swab tip. If the swab touches any other surface, contact customer support for a replacement kit.

6



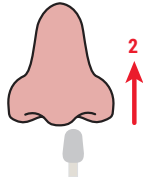
Unscrew the top of the collection tube. Hold swab in one hand and collection tube in the other being careful not to spill the liquid. Do not drink the liquid.

7



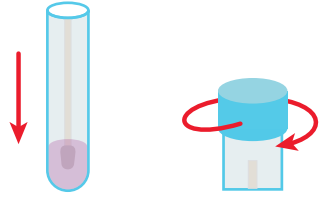
Insert the tip of the foam swab into one nostril. The foam swab does not need to be inserted far – insert just until the foam tip of the swab is no longer visible. Rotate the swab in a circle around the entire inside edge of your nostril at least 3 times. Insert the swab less than 1 inch into the nostril for adults and less than 1/2 inch for younger children.

8



Take the foam swab out of your nostril. Using the same end of the foam swab, repeat step 7 in your other nostril.

9



Remove the foam swab from your second nostril and place in the collection tube. The end of the foam swab that went into your nose should be placed into the tube first so that it sits down in the liquid. Screw the top of the collection tube back on.

10



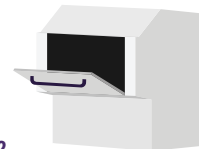
Wash and dry hands thoroughly again. Insert collection tube into the biohazard specimen bag. Seal the biohazard specimen bag by closing the zip lock seal.

11



Place the specimen bag back into your purple Pixel kit box and close the lid (if applicable slide the sleeve over the tray). Place the purple kit box into the FedEx Pak. Remove the adhesive cover strip and seal the return pack closed.

12



Deliver the postage paid, pre-addressed FedEx Pak to a FedEx drop box. It's important to bring your sample to a drop box on the same day you collect it before the last Express pickup Monday-Friday (no weekends) or refer to the flyer in your kit to schedule a FedEx pickup on the day of collection.

1 5/16

4 31/32

1 11/32

4 31/32

1

From the company trusted by doctors and millions of people for COVID-19 testing.

- Trusted by experts
- No additional fees
- Free clinician consult based on results



Must be 18+ to purchase this kit
 Approved for use for ages 2+ with patient/guardian help or supervision

For Use by Individuals with Symptoms of Respiratory Viral Infection consistent with COVID-19

COVID-19 + Flu + RSV Test Home Collection Kit



Kit is non-refundable. Do not return to store.



Contact Pixel by Labcorp directly for support.

Pixel by Labcorp™
 531 S. Spring Street
 Burlington, NC 27215
 support@pixel.labcorp.com
 (800) 833-3935

IVD

FDA AUTHORIZED
 For use only with
 Authorized Only

A safe and trusted way to get tested for COVID-19



Trusted by experts

This PCR test is the same test used by doctors. PCR tests are considered the gold standard by the CDC for COVID-19 testing.



Short nasal swab collection

Our kit uses a short nasal swab making self collection easy and painless.



No additional fees

The price of kit includes all contents, FedEx Express® overnight shipping to lab, and lab fee. Includes consultation with an independent physician network for users with a positive or indeterminate result.



Average result in 1-2 days*

Average time to receive results is 1-2 days from when your sample is received at the lab.

*Average based on data from August-December 2020. Individual result timelines may vary.

About This Test

This RT-PCR test detects the presence or absence of SARS-CoV-2, the virus that causes COVID-19, influenza A and/or influenza B, and respiratory syncytial virus (RSV).

Contents



Considerations

Requires access to the Internet and an email account. Not for resale. Intended for sale and use in the U.S. only. Store kit at room temperature until sample collection.

This product (collection kit in combination with the authorized FDA cleared or approved, but has not been authorized for emergency use by the FDA under an EUA for use by authorized laboratories. This product has been authorized only for the detection and differentiation of nucleic acid from SARS-CoV-2, influenza A, influenza B and/or respiratory syncytial virus (RSV), not for any other viruses or pathogens. The emergency use of this product is only authorized for the duration of the declaration that circumstances exist justifying the authorization of emergency use of in vitro diagnostics for detection and/or diagnosis of COVID-19 under Section 564(b)(1) of the Federal Food, Drug, and Cosmetic Act, 21 U.S.C. § 360bbb-3(b)(1), unless the declaration is terminated or authorization is revoked sooner.

8 5/16

13 19/32