

3

Checklist

If you cannot check all of the boxes below, your sample cannot be processed.

Before sending your sample to the lab

I registered my kit.

If you have not registered your kit please go back to section 1.

I collected a sample from both nostrils.

The nasal swab only touched my nostrils.

I did not spill the fluid in the collection tube.

⚠ *If you miss any testing steps your results may be inaccurate or result in an error. If you have missed steps please discard kit components and clean your area. Get a new kit at your earliest convenience by visiting [AmazonDx.com/FAQs](https://www.amazon.com/AmazonDx.com/FAQs).*

4

Send sample to lab

Put tube inside the plastic bag



Put the capped collection tube inside the plastic bag with the absorbent pad. Release excess air from the bag and seal it shut.

Clean the sample collection surface area with a disinfectant.

⚠ *Do not remove the absorbent pad from the plastic bag.*

Prepare your box for return shipping

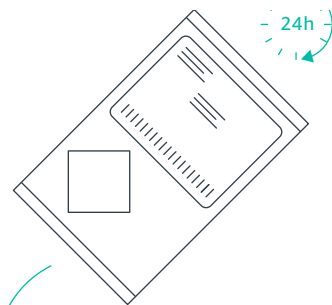


The return box must be used to ship your sample to the lab.

Check your box to make sure corners are not damaged and sides have no tears or holes.

Put your sealed plastic bag with your collection tube in the box. Close box and seal with tape.

⚠ *Discard the outer box that you received your kit in.*



Drop the box with your sample off at a **UPS** location within 24 hours

Drop your sample off at UPS within 24 hours. Before collecting your sample, confirm the last air drop off time at <http://www.ups.com/dropoff>. Please note only The UPS Store®, UPS Drop Box or UPS Customer Center locations can accept samples.

⚠ *Expired samples cannot be processed. If your sample is expired you will receive a notification of error.*

Questions?

For frequently asked questions and support:
[AmazonDx.com/FAQs](https://www.amazon.com/AmazonDx.com/FAQs)

For In Vitro Diagnostic Use Only

For Use Under Emergency Use Authorization Only

For Use by Individuals 18 years or Older

STS Lab Holdco LLC (a subsidiary of Amazon.com Services LLC) offers this product with an FDA Emergency Use Authorization (EUA). This means that this product has not been FDA cleared or approved, but has been authorized for emergency use by FDA under an EUA.

This product has been authorized only for the detection of nucleic acid from SARS-CoV-2, not for any other viruses or pathogens. The emergency use of this product is only authorized for the duration of the declaration that circumstances exist justifying the authorization of emergency use of in vitro diagnostics for detection and/or diagnosis of COVID-19 under Section 564(b)(1) of the Federal Food, Drug, and Cosmetic Act, 21 U.S.C. § 360bbb-3(b)(1), unless the declaration is terminated or authorization is revoked sooner.

410 Terry Ave N, Seattle, WA 98109, USA



COVID-19 Test

Collection Kit DTC

Instructions

For Use



Before you start

Carefully read all instructions before you begin.

Sample collection takes less than 10 minutes.

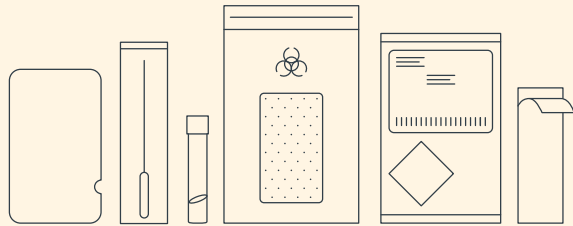
The return box must be used to ship your sample to the lab. Check box for pre-applied shipping label. Make sure corners are not damaged and sides have no tears or holes. If damaged, discard and get a new kit by visiting [AmazonDx.com/FAQs](https://www.amazon.com/AmazonDx.com/FAQs)

Drop your sample off at UPS within 24 hours.

Expired samples cannot be processed. Due to weekend shipping schedules, we recommend collecting and shipping your sample Monday - Friday. Before collecting your sample, confirm the last air drop off time at www.ups.com/dropoff

For frequently asked questions, visit [AmazonDx.com/FAQs](https://www.amazon.com/AmazonDx.com/FAQs)

Components:



(above left to right) Instructions for use, Nasal swab, Collection tube with saline, Biohazard plastic bag with absorbent pad, Return box with shipping label, Tape

Fact sheet for individuals (not pictured)

1

Register your kit

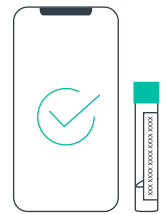
▶ Watch the overview video during the kit registration process. Rewatch the video at: [AmazonDx.com/FAQs](https://www.amazon.com/AmazonDx.com/FAQs)



Visit AmazonDx.com

Using your personal device, visit [AmazonDx.com](https://www.amazon.com/AmazonDx.com) or view the QR code with your camera app.

Sign in or create an account.



Enter the collection tube ID

Confirm your personal information online. Then enter the collection tube ID, found on the side of your collection tube.



Press "Register kit"

Collect your sample immediately after registering.

⚠ You must register your kit to get results.

2

Collect your sample

We recommend testing while seated.

Do not touch the soft tip of the swab.

Do not touch or drink the fluid in the collection tube.

If the fluid touches eyes or skin, rinse with water.

If you spill the fluid or the swab touches any surface other than inside your nostrils discard your kit components. Clean the area with your routine household surface disinfectant, and get a new kit by visiting [AmazonDx.com/FAQs](https://www.amazon.com/AmazonDx.com/FAQs)

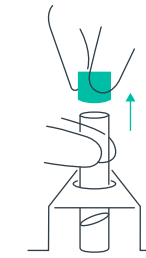


Wash and dry your hands

Wash your hands with soap and warm water for 20 seconds.

Use hand sanitizer if there is no sink.

Clean the surface of the area where you will collect your sample.



Remove the lid from the collection tube

Put the tube lid on a clean surface nearby, with the lid top facing down.

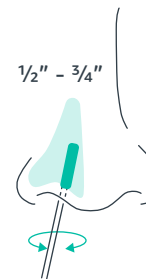
Put the collection tube in the tube holder provided in the box to avoid spilling fluid.



Open the swab pouch

Peel back the tab on the handle end to remove the nasal swab from the pouch. Hold by the handle, do not touch the soft tip. Discard the swab pouch.

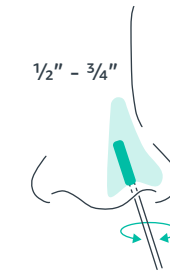
⚠ Do not touch the soft tip of the swab to any surface other than inside your nostrils.



Swab first nostril

Insert the soft tip of the swab 1/2 - 3/4 inch inside your nostril. Rub the swab in a slow circular motion against the inside walls of your nostril at least 4 times.

This should take about 15 seconds.



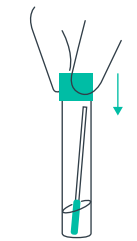
Repeat in other nostril

In your other nostril using the same swab, rub the swab slowly at least 4 times taking about 15 seconds.

Put swab in collection tube soft tip down

To break off the swab handle, hold the tube firmly. Bend the swab handle at the indicator line back and forth against the collection tube until it breaks. Discard the handle.

⚠ Do not spill the fluid in the collection tube! If you spill the fluid, clean the area and discard your kit components.



Recap the collection tube

Make sure the lid is on tight, so no fluid can spill out. If the collection tube leaks your sample cannot be processed.

Wash your hands or use hand sanitizer if there is no sink.

Amazon COVID-19 Test Collection Kit DTC

How it works

Purchase your kit. Register the kit at [amazondx.com](https://amazon.com/amazondx) by entering your personal information and collection tube ID. Follow the instructions found in your kit to collect your anterior nasal sample and ship it to the lab via UPS. Once your test is processed you will receive an email and SMS with a link to your results.

As needed, follow up with your healthcare provider.

For frequently asked questions and support:
[AmazonDx.com/FAQs](https://amazon.com/amazondx/FAQs)

Components

Instructions for use, Nasal swab, Collection tube with saline, Biohazard plastic bag with absorbent pad, Return box with shipping label, Tape, Fact sheet for individuals.

Shipping to lab included.

Requires access to a computer or smartphone with internet, E-mail and SMS to register kit and receive results online, and disinfectant to clean your test area.
Disinfectant and device not included.

For use by individuals 18 years or older.

IVD in vitro diagnostic medical device.

For Use Under Emergency Use Authorization Only.

STS Lab Holdco LLC (a subsidiary of Amazon.com Services LLC) offers this product with an FDA Emergency Use Authorization (EUA). This means that this product has not been FDA cleared or approved, but has been authorized for emergency use by FDA under an EUA.

This product has been authorized only for the detection of nucleic acid from SARS-CoV-2, not for any other viruses or pathogens. The emergency use of this product is only authorized for the duration of the declaration that circumstances exist justifying the authorization of emergency use of in vitro diagnostics for detection and/or diagnosis of COVID-19 under Section 564(b)(1) of the Federal Food, Drug, and Cosmetic Act, 21 U.S.C. § 360bbb-3(b)(1), unless the declaration is terminated or authorization is revoked sooner.

410 Terry Ave N, Seattle, WA 98109, USA



STORE KIT AT ROOM TEMPERATURE (4–30 °C)

KEEP OUT OF REACH OF CHILDREN

Amazon COVID-19 Test Collection Kit DTC



COVID-19 Test Collection Kit DTC

FDA Authorized



Register kit



Collect sample & drop off at UPS



View results online

APPLY UPC CODE HERE

APPLY UPC CODE HERE

