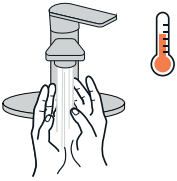


Return Instructions

Double-check that the sample is registered at everlywell.com/register and that the **completed kit ID sticker** is affixed to the sample tube.

1



Wash your hands

Wash your hands thoroughly with soap and water for 20 seconds.

2



Get return box ready

Assemble the box (insert flaps or pop open) and close one end.

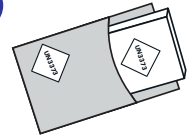
3



Prepare sample

Place the biohazard bag inside the box. The box provides extra protection during transit.

4



Put box in mailer

With clean hands, place the shipping box into the prepaid mailer. Apply the shipping label to the front of the mailer. **Do not cover the UN3373 label.**

5



Alcohol prep pad



Disinfect the mailer

Use the provided alcohol prep pad to disinfect the mailer, avoiding the address label, before completing the final shipping step.

6



Ship on day of collection

Deliver the prepaid, pre-addressed return pack to a UPS drop box. **It's important to drop off the sample on the same day the sample is collected and before the last pickup for overnight shipping. Do not deliver your sample to a drop box on the weekend.**

1S-EVW-CVD19 014

*This product has not been FDA cleared or approved but has been authorized for emergency use by FDA under an EUA. This product has been authorized only for the home collection and maintenance of anterior nasal swab specimens as an aid in detection of nucleic acid from SARS-CoV-2, not for any other viruses or pathogens. The emergency use of this product is only authorized for the duration of the declaration that circumstances exist justifying the authorization of emergency use of medical devices under Section 564(b)(1) of the Federal Food, Drug, and Cosmetic Act, 21 U.S.C. § 360bbb-3(b)(1), unless the declaration is terminated or authorization is revoked sooner.

For Use by individuals 18 years of age and older when self-collected

What's next?

1. Once the sample arrives at the lab, it will pass a quality check before processing begins. We'll contact you if there are any issues. Keep kit ID for reference.
 2. A board-certified physician will review the test taker's results and securely transmit them to us.
 3. We'll email you as soon as the results arrive.
- Check the order status any time by going to everlywell.com/orders

COVID-19 Test Home Collection Kit DTC

Instructions

The kit includes:



Swab and tube



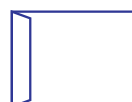
Kit ID stickers



Biohazard bag with absorbent sheet



Return box



Return envelope



Return label



Alcohol prep pad

For Use Under Emergency Use Authorization. For In Vitro Diagnostic Use.

Questions?

+1 855-463-1670
support.everlywell.com
covid19@everlywell.com


Important Reminder

You must complete these **3 steps** before mailing the kit.

Register kit



Completely fill out
kit ID sticker



Ship on day
of collection



Visit www.everlywell.com/register and complete registration.

The lab **can only** process the sample if you:

- Register the test taker's sample at everlywell.com/register
- Fill out ID sticker with test taker's information and affix to the sample tube
- Ship sample the same day of collection (Monday-Friday)

Sample Collection Instructions

Please read all instructions fully prior to collecting the specimen. Follow all instructions closely to ensure the collected specimen is acceptable for processing. Failure to follow all instructions may lead to the specimen being rejected or to incorrect results. Make sure you can ship the same day the sample is collected (Monday-Friday).



Register kit

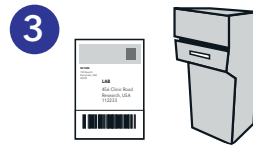
Register the kit at everlywell.com/register using the test taker's information before collecting the sample.

Do not register until you are ready to collect the sample because you will be asked to enter the time of collection. **Collect Monday-Friday as samples cannot be shipped on the weekend.** The lab cannot process the sample if this step is missed.



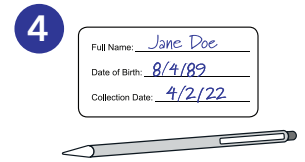
Watch video

For best results, watch our collection video at everlywell.com/collect before you start.



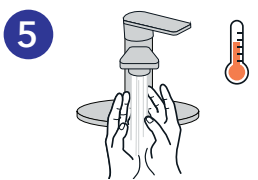
Locate UPS drop box

Visit the UPS website to view drop box locations and pick up schedules. **Your sample must be dropped off at the drop box before the last pickup on the day it is collected. Only collect samples on Monday-Friday as samples cannot be shipped on the weekend.**



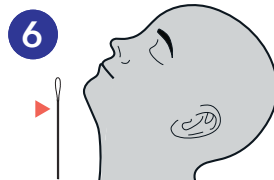
Completely fill out kit ID sticker

Important: Write your full name, date of birth, and the date of collection on your kit ID sticker. Your information must match what you used to register your kit. Place your kit ID sticker on the collection tube. **Do not cover the barcode sticker already on the tube. Do not pour the liquid out of the tube.**



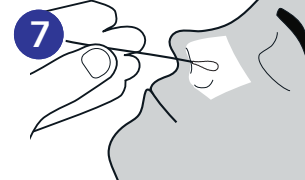
Prep space and wash hands

Disinfect surfaces where you will be completing your test. **Blow your nose.** Then thoroughly wash your hands with soap and water for 20 seconds prior to collection.



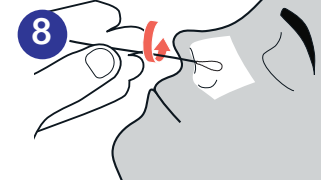
Prepare to collect

Before inserting the swab, locate the perforation on the swab (near the tip), as this will be needed after the sample is collected. The test taker should tilt their head back slightly.



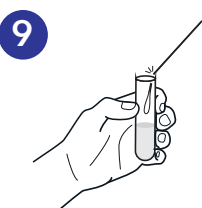
Insert nasal swab

Hold the swab below the perforation line. **Insert the soft tip of the swab into the nostril. That's usually 1/2 to 3/4 of an inch for an adult. DO NOT go beyond this depth.**



Collect swab sample

Rotate the swab 4 times all the way around the nasal wall, applying slight pressure and taking approximately 15 seconds to collect the sample. Remove swab. **Repeat this process in the other nostril using the same swab.**



Place the swab sample in the tube

Place the swab sample (tip down) in the tube without spilling the liquid. Break the swab at the perforated line (near the tip) and leave in tube. **Tightly seal cap.** Liquid volume may not completely cover the swab tip.



Place tube into bag

Place tube into protective biohazard bag with the absorbent sheet. **Follow return instructions on the reverse.**

Register

Register your kit online at [everlywell.com/register](https://www.everlywell.com/register) by entering the unique kit ID found within this package.

Collect

You will collect your sample at home using the collection instructions included in this package and then mail your sample directly to our CLIA-certified lab partner.

Review

If positive results are shown, you will be contacted by our independent physician network for next steps.

Your Sample Will Be Tested For:

The presence or absence of RNA from SARS-CoV-2 virus

Why EverlyWell?

Convenient

Complete your sample collection from home.



Authorized

CLIA-certified labs. Physician-reviewed results.

Save Time + Money

Your time is valuable, own your health from home.

Actionable

Insights you can understand with tailored advice on your next steps.

Contents



Warnings and Limitations

*Indicated for use in individuals age 18+. Check [everlywell.com/states](https://www.everlywell.com/states) to check what states this test is valid in. Requires access to the internet and an email account. Store kit at room temperature (4-30°C) until sample collection. This product has not been FDA cleared or approved, but has been authorized for emergency use by FDA under an EUA. This product has been authorized only for the home collection and maintenance of anterior nasal swab specimens as an aid in detection of nucleic acid from SARS-CoV-2, not for any other viruses or pathogens. The emergency use of this product only authorized for the duration of the declaration that circumstances exist justifying the authorization of emergency use of medical devices under Section 564(b)(1) of the Federal Food, Drug and Cosmetic Act, 21 U.S.C. § 360bbb-3(b)(1), unless the declaration is terminated or authorization is revoked sooner.

SLV-EVW-CV-r005

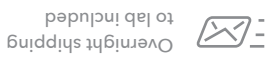
CV

COVID-19 Test Home Collection Kit DTC



Physician-reviewed test results, fast and easy-to-read results, all from the comfort of your home.

www.everlywell.com



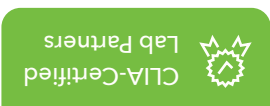
IVD For Use Under Emergency Use Authorization

Register Kit — Collect Sample & Ship — Receive Fast Online Results



Physician-reviewed test results, fast and easy-to-read results, all from the comfort of your home.

COVID-19 Test Home Collection Kit DTC



CV

