



**FDA**

**U.S. FOOD & DRUG  
ADMINISTRATION**

CENTER FOR VETERINARY MEDICINE

**2018**

# **Summary Report**

**On**

***Antimicrobials Sold or Distributed for  
Use in Food-Producing Animals***

**December 2019**

## Table of Contents

<b>Executive Summary .....</b>	<b>3</b>
<b>I. Background .....</b>	<b>4</b>
<b>a. Scope of Reporting .....</b>	<b>4</b>
<b>b. Protecting Confidential Information.....</b>	<b>5</b>
<b>c. Use of the Summary Information .....</b>	<b>6</b>
<b>d. Description of Tables and Figures.....</b>	<b>7</b>
<b>II. Data on all marketed antimicrobial drugs.....</b>	<b>8</b>
<b>a. Drug classes and active ingredients .....</b>	<b>9</b>
<b>b. Number of applications and sponsors.....</b>	<b>10</b>
<b>c. Total sales by drug class .....</b>	<b>12</b>
<b>d. Export data.....</b>	<b>15</b>
<b>III. Data on medically important antimicrobial drugs .....</b>	<b>18</b>
<b>a. Estimate of sales by animal species.....</b>	<b>19</b>
<b>b. Sales by route of administration.....</b>	<b>25</b>
<b>c. Sales by indication of use .....</b>	<b>28</b>
<b>d. Sales by dispensing status.....</b>	<b>31</b>
<b>e. Sales by route of administration and drug class.....</b>	<b>35</b>
<b>IV. Data on antimicrobial drugs that are not medically important.....</b>	<b>38</b>
<b>a. Estimate of sales by animal species.....</b>	<b>39</b>
<b>b. Sales by route of administration.....</b>	<b>42</b>
<b>c. Sales by indication of use .....</b>	<b>44</b>
<b>d. Sales by dispensing status.....</b>	<b>47</b>
<b>References.....</b>	<b>49</b>

## Executive Summary

Each year, every sponsor of an approved or conditionally approved new animal drug application containing an antimicrobial active ingredient must report to the Food and Drug Administration (FDA) the amount of each such ingredient in these drug products sold or distributed for use in food-producing animals. FDA summarizes this information and makes it available to the public in annual summary reports. This reporting requirement was enacted by Congress in 2008 to assist FDA in its continuing analysis of the interactions (including antimicrobial resistance), efficacy, and safety of antimicrobials approved for use in both humans and food-producing animals.

This summary report presents the sales and distribution data for actively marketed antimicrobial drugs approved for use in food-producing animals by drug class, medical importance,<sup>1</sup> route of administration, indication, and dispensing status, as well as species-specific estimates of these sales and distribution for the 2018 calendar year.

This 2018 summary report also includes multiple years of domestic sales and distribution data of actively marketed antimicrobial drugs by drug class, medical importance, and route of administration, as well as observations on the changes in the sales and distribution of these drugs from 2017 through 2018.

### Key observations from the report include:

- Domestic sales and distribution of medically important antimicrobials approved for use in food-producing animals (Table 2b):
  - increased by 9% from 2017 through 2018.
  - decreased by 38% from 2015 (the year of peak sales) through 2018.
  - decreased by 21% from 2009 (the first year of reported sales) through 2018.
  - Tetracyclines, which represent the largest volume of these domestic sales (3,974,179 kg in 2018), increased by 12% from 2017 through 2018.
- Of the 2018 domestic sales and distribution of medically important antimicrobials approved for use in food-producing animals:
  - Tetracyclines accounted for 66%, penicillins for 12%, macrolides for 8%, sulfas for 5%, aminoglycosides for 5%, lincosamides for 2%, cephalosporins for 1%, and fluoroquinolones for less than 1% (Table 2a).
  - An estimated 42% was intended for use in cattle, an estimated 39% intended for use in swine, an estimated 11% intended for use in turkeys, an estimated 4% intended for use in chickens, and an estimated 4% intended for use in other species/unknown (Table 4a).
  - An estimated 81% of cephalosporins, 67% of sulfas, 47% of aminoglycosides, and 44% of tetracyclines were intended for use in cattle. An estimated 83% of lincosamides and 41% of macrolides were intended for use in swine. An estimated 63% of penicillins were intended for use in turkeys (Table 5a).

<sup>1</sup> “Medically important antimicrobials” are those antimicrobials that have been determined to be medically important to human medicine.

## **I. Background**

Section 105 of the Animal Drug User Fee Amendments of 2008 (ADUFA) (P.L. 110-316; 122 Stat. 3509) amended section 512 of the Federal Food, Drug, and Cosmetic Act (“the Act”) [21 U.S.C. 360b] to require that sponsors of approved and conditionally approved applications for new animal drugs containing an antimicrobial active ingredient submit an annual report to the Food and Drug Administration (FDA) on the amount of each such ingredient in the drug that is sold or distributed for use in food-producing animals, including information on any distributor-labeled product. This legislation was enacted to assist FDA in its continuing analysis of the interactions (including antimicrobial resistance), efficacy, and safety of antimicrobials approved for use in both humans and food-producing animals (see H. Rpt. 110-804).

On May 11, 2016, FDA issued a final rule codifying annual reporting requirements under section 105 of ADUFA and adding a new reporting provision to obtain estimates of sales by major food-producing species (the 2016 final rule). The 2016 final rule is available at <https://www.gpo.gov/fdsys/pkg/FR-2016-05-11/pdf/2016-11082.pdf>. Sponsors must comply with the reporting requirements in the final rule when submitting their reports covering the period of calendar year 2016 and thereafter. Under 21 CFR 514.87, each report submitted to the FDA must include the following information: (1) A listing of each antimicrobial active ingredient contained in the product; (2) A description of each product sold or distributed by unit, including the container size, strength, and dosage form of such product units; (3) For each such product, a listing of the target animal species, indications, and production classes that are specified on the approved label; (4) For each such product, the number of units sold or distributed in the United States (i.e., domestic sales) for each month of the reporting year; and (5) For each such product, the number of units sold or distributed outside the United States (i.e., quantities exported) for each month of the reporting year. Each report must also provide a species-specific estimate of the percentage of each product that was sold or distributed domestically in the reporting year for use in any of the following animal species categories, but only for such species that appear on the approved label: Cattle, swine, chickens, turkeys. The total of the species-specific percentages reported for each product must account for 100 percent of its sales and distribution; therefore, a fifth category of “other species/unknown” must also be reported. Each year’s report must be submitted to FDA no later than March 31 using Form FDA 3744, “Antimicrobial Animal Drug Distribution Report,” the use of which is now mandatory as per the final rule. The form is available at <https://www.fda.gov/about-fda/reports-manuals-forms/forms>. These reports are separate from periodic drug experience reports that are required under 21 CFR 514.80(b)(4).

Under section 512(l)(3)(E) of the Act [21 U.S.C. 360b(l)(3)(E)], as codified at 21 CFR 514.87(f), FDA is directed to make annual summaries of the information reported by animal drug sponsors for each calendar year publicly available by December 31 of the following year. These annual reports must include a summary of sales and distribution data and information by antimicrobial drug class and may include additional summary data and information as determined by FDA.

### **Scope of Reporting**

This summary report includes sales and distribution data of all antimicrobial drugs that are specifically approved for antibacterial uses or are known to have antibacterial properties, consistent with the requirements of Section 105 of ADUFA. However, as described elsewhere in this report, FDA has identified certain antimicrobial active ingredients as “medically important” based on their utility for treating disease in humans. Certain other antimicrobial drugs are not considered medically important. Ionophores, for example, lack utility in human medicine and their use in animals, primarily as coccidiostats, does not pose cross-resistance concerns; thus, they do not have the same human health risks as medically important antimicrobials.

Antifungal and antiviral drugs are not included in this report because, with the exception of formalin and hydrogen peroxide water immersion products, there are currently no approved drug applications actively marketed for these purposes in food-producing animals. Antiprotozoal drugs without antibacterial properties (e.g., amprolium) are also not included.

Many antimicrobial animal drugs are approved and labeled for use in multiple species. Under section 512(1)(3)(B)(iii) of the Act [21 U.S.C. 360b(1)(3)(B)(iii)], each report submitted to the FDA must specify “a listing of the target animals... that are specified on the approved label of the product.” As stated above, the 2016 final rule includes an additional reporting requirement for species-specific sales estimates as a percentage of total domestic sales and distribution for each product, starting with calendar year 2016; therefore, this summary report includes summaries of sales and distribution estimates by certain major food-producing animal species – cattle, swine, chickens, and turkeys – but only if the species appears on the approved label for the product reported.

The total of the estimated species-specific percentages reported for each product must account for 100 percent of its sales and distribution; therefore, a fifth category of “Other Species/Unknown” must also be reported. The fifth category includes a single combined estimate of product sales and distribution for (1) other species listed on the approved label, including nonfood-producing animal species (e.g., dogs and horses) and minor food-producing species (e.g., fish and quail); (2) other species not listed on the approved label; and (3) unknown uses. For hypothetical scenarios that illustrate reporting of species-specific estimates, see the proposed rule published in the Federal Register of May 20, 2015 ([80 FR 28863 at 28866](#)). The data included in the 2018 annual summary report differ in some cases from previously published reports. These differences may be attributed to updated sales and distribution information provided by sponsors for previous reporting years.

### **Protecting Confidential Information**

This report is designed to provide useful information to the public while, at the same time, meeting the requirement of section 512(1)(3)(E) of the Act [21 U.S.C. 360b(1)(3)(E)] to report summary data in a manner consistent with protecting both national security and confidential business information. In accordance with statutory requirements designed to protect confidential business information, and under 21 CFR 514.87(f), annual sales and distribution data are summarized by antimicrobial drug class, and only those antimicrobial drug classes and other categories with three or more distinct sponsors of approved and actively marketed animal drug products are independently reported. Antimicrobial drug classes with fewer than three distinct sponsors are reported collectively as “Not Independently Reported” (NIR).

The number of distinct sponsors in a particular antimicrobial class or other category is determined by two criteria: (1) the sponsor must be named in 21 CFR 510.600 as the holder of an approved application for an animal drug product in that particular class or category on the last day of the annual reporting period; and (2) the sponsor must have actively sold or distributed such animal drug product at some point during that annual reporting period. This same principle is utilized with the representation of any category included in this report. For example, for presentation of species-specific sales and distribution estimates, species categories (e.g., cattle) with fewer than three distinct sponsors are combined with the “Other Species/Unknown” category and reported collectively as “Not Independently Reported” (NIR).

Occasionally instances arise in which two or more individual pieces of summary data, when viewed together, can be utilized to derive other data that would reveal confidential business information (sometimes referred to as “the mosaic effect”). FDA believes the broad requirement to protect confidential business information means that we cannot independently report summary data that can be used together with summary data presented elsewhere in the report or data already in the public domain to

indirectly derive confidential business information. In these instances, to protect the confidential business information that could be revealed by including such summary data, these categories will be reported collectively as “Other.”

### **Use of the Summary Information**

The totals in this summary report represent sales and distribution data for antimicrobial drugs approved for use in food-producing animals. However, in reviewing this report it is important to keep in mind that there are certain inherent limitations on how the data provided in this report may appropriately be interpreted and used. For example, the sales and distribution data submitted by animal drug sponsors and summarized in this report are not indicative of how these antimicrobial drugs were actually used in animals (e.g., for what indications). With the exception of medicated feeds and certain drugs that are specifically prohibited from extralabel use (listed in FDA’s regulations at 21 CFR 530.41), veterinarians can legally use approved animal drugs for species and therapeutic indications for which the drugs were not approved. Further, because the majority of antimicrobial drugs used in animal feed are approved for multiple indications, simply knowing that the route of administration for a drug is, for example, by oral means through animal feed cannot, by itself, be used to determine the indication for which the drug was used.

As discussed in **Description of Tables and Figures**, some of the antimicrobials included in this summary report are approved for use in both food- and nonfood-producing animals. In addition many of the applications are approved and labeled for use in multiple species, for multiple indications, and with multiple dosage regimens. These points should be carefully considered when interpreting or comparing the data presented in this summary report.

It is also important to note that animal drug sales data represent a summary of the volume of product sold or distributed through various outlets by the manufacturer intended for sale to the end user, not the volume of product ultimately purchased by the end user for administration to animals. For example, veterinarians and animal producers may purchase drugs, but never actually administer them to animals, or they may administer the drugs in later years.

Regarding the collection and reporting of species-specific data, the percentages provided by the sponsors are estimates of product sales and distribution. The data are not intended to be a substitute for actual usage data and should be used in conjunction with on-farm species-specific data on antimicrobial use. Also, there is a variety of factors that confound direct comparison of species-specific sales estimates, including differences in population size, weight, lifespan, and drug metabolism. For these reasons, caution should be applied when making direct comparisons between species-specific sales estimates.

Additionally, it should be noted that the potency of specific antimicrobials can vary substantially, which may impact the volume of drug needed to complete a course of therapy. This factor should be considered when comparing sales data for different antimicrobials.

Comparison of the information in this summary report with information published elsewhere regarding sales and distribution of antimicrobial drugs for use in humans poses many challenges. A number of differences in the circumstances in which antimicrobial drugs are used in human and veterinary medicine must be carefully considered, including:

- The number of humans in the U.S. population (approx. 327 million<sup>2</sup>) compared to the much larger number of animals in each of the many animal species (e.g., approx. 9.1 billion chickens slaughtered annually<sup>3</sup>).
- The differences in physical characteristics of humans compared to various animal species (e.g., physiology and weight: average adult human weight, 184 lb.<sup>4</sup> versus adult cattle live weight, 1,352 lb.<sup>5</sup>).
- Duration and dosage of antibacterial drug administration may also vary by indication and, in general, between the various animal species and humans due to differences in physiology.
- As noted above, the available animal sales and distribution data are not reported to the FDA by each use indication and, thus, do not allow the FDA to distinguish between or among the different types of uses. The data, therefore, do not allow a direct comparison of the amounts of antimicrobials sold for certain human uses with those sold for certain animal uses.
- Veterinarians commonly utilize human antimicrobial drugs in their companion animal patients; therefore, amounts presented for certain human antimicrobial drugs may represent some unknown portion sold for use in companion animals.

It is, therefore, difficult to draw conclusions from any direct comparisons between the quantity of antimicrobial drugs sold for use in humans and the animal drug sales and distribution data (and species-specific estimates) for use in animals.

### **Description of Tables and Figures**

The information presented in the following tables is based on 2018 annual sales and distribution data. Please note that the number of marketed products and associated sponsors may vary from year to year; thus, the categories presented in the tables may also vary from year to year to meet the requirements for protecting confidential business information. Any yearly variations in categories presented may make it difficult to directly compare certain tabular data between reported years. Furthermore, FDA occasionally receives updates or corrections to previously submitted 512(1)(3) data from animal drug sponsors at various times after the March 31 deadline. Therefore, minor variations in tabular data may occur over time depending on when these summary data are generated. In general, the tables are formatted so that Table Xa corresponds to current-year data and Table Xb corresponds to multi-year trends, and that Figure Xa or Xb is associated with the corresponding Table Xa or Xb.

<sup>2</sup> U.S. Census Bureau, “Quick Facts: United States,” available at <https://www.census.gov/quickfacts/fact/table/US/PST045216>.

<sup>3</sup> U.S. Department of Agriculture, National Agricultural Statistics Service, “Poultry Slaughter: 2018 Summary,” April 2019, available at [https://www.nass.usda.gov/Publications/Todays\\_Reports/reports/pslaan19.pdf](https://www.nass.usda.gov/Publications/Todays_Reports/reports/pslaan19.pdf).

<sup>4</sup> U.S. Centers for Disease Control and Prevention, National Center for Health Statistics, “Body Measurements,” available at <https://www.cdc.gov/nchs/fastats/body-measurements.htm>.

<sup>5</sup> U.S. Department of Agriculture, National Agricultural Statistics Service, “Livestock Slaughter: 2018 Summary,” April 2019, available at <https://downloads.usda.library.cornell.edu/usda-esmis/files/r207tp32d/8336h934w/hq37vx004/lsslan19.pdf>.

## **II. Data on all marketed antimicrobial drugs**



**Table 1**

Antimicrobial drug classes and active ingredients approved for use in food-producing animals<sup>1</sup>  
Actively marketed in 2018

<b>Aminocoumarins (NMI)<sup>3</sup></b> Novobiocin	<b>Macrolides (MI)<sup>2</sup></b> Erythromycin Gamithromycin Tildipirosin Tilmicosin Tulathromycin Tylosin Tylvalosin
<b>Aminoglycosides (MI)<sup>2</sup></b> Dihydrostreptomycin Gentamicin Neomycin Spectinomycin	<b>Orthosomycins (NMI)<sup>3</sup></b> Avilamycin
<b>Amphenicols (MI)<sup>2</sup></b> Florfenicol	<b>Penicillins (MI)<sup>2</sup></b> Amoxicillin Ampicillin <sup>1</sup> Cloxacillin Penicillin <sup>1</sup>
<b>Cephalosporins (MI)<sup>2</sup></b> Ceftiofur <sup>1</sup> Cephapirin	<b>Pleuromutilins (NMI)<sup>3</sup></b> Tiamulin
<b>Diaminopyrimidines (MI)<sup>2</sup></b> Ormetoprim	<b>Polymyxins (MI)<sup>2</sup></b> Polymyxin B <sup>1</sup>
<b>Fluoroquinolones (MI)<sup>2</sup></b> Danofloxacin Enrofloxacin	<b>Polypeptides (NMI)<sup>3</sup></b> Bacitracin
<b>Glycolipids (NMI)<sup>3</sup></b> Bambermycins	<b>Quinoxalines (NMI)<sup>3</sup></b> Carbadox
<b>Ionophores (NMI)<sup>3</sup></b> Laidlomycin Lasalocid Monensin Narasin Salinomycin	<b>Streptogramins (MI)<sup>2</sup></b> Virginiamycin
<b>Lincosamides (MI)<sup>2</sup></b> Lincomycin <sup>1</sup> Pirlimycin	<b>Sulfonamides (Sulfas) (MI)<sup>2</sup></b> Sulfadimethoxine Sulfamethazine
	<b>Tetracyclines (MI)<sup>2</sup></b> Chlortetracycline <sup>1</sup> Oxytetracycline <sup>1</sup> Tetracycline

<sup>1</sup> Includes antimicrobial drug applications that are approved and labeled for use in both food-producing animals (e.g., cattle and swine) and nonfood-producing animals (e.g., dogs and horses).

<sup>2</sup> Guidance for Industry #213 states that all antimicrobial drugs and their associated classes listed in Appendix A of FDA's Guidance for Industry #152 are considered "medically important" in human medical therapy.

<sup>3</sup> NMI = Not Medically Important. Refers to any antimicrobial class not listed in Appendix A of FDA's Guidance for Industry #152.

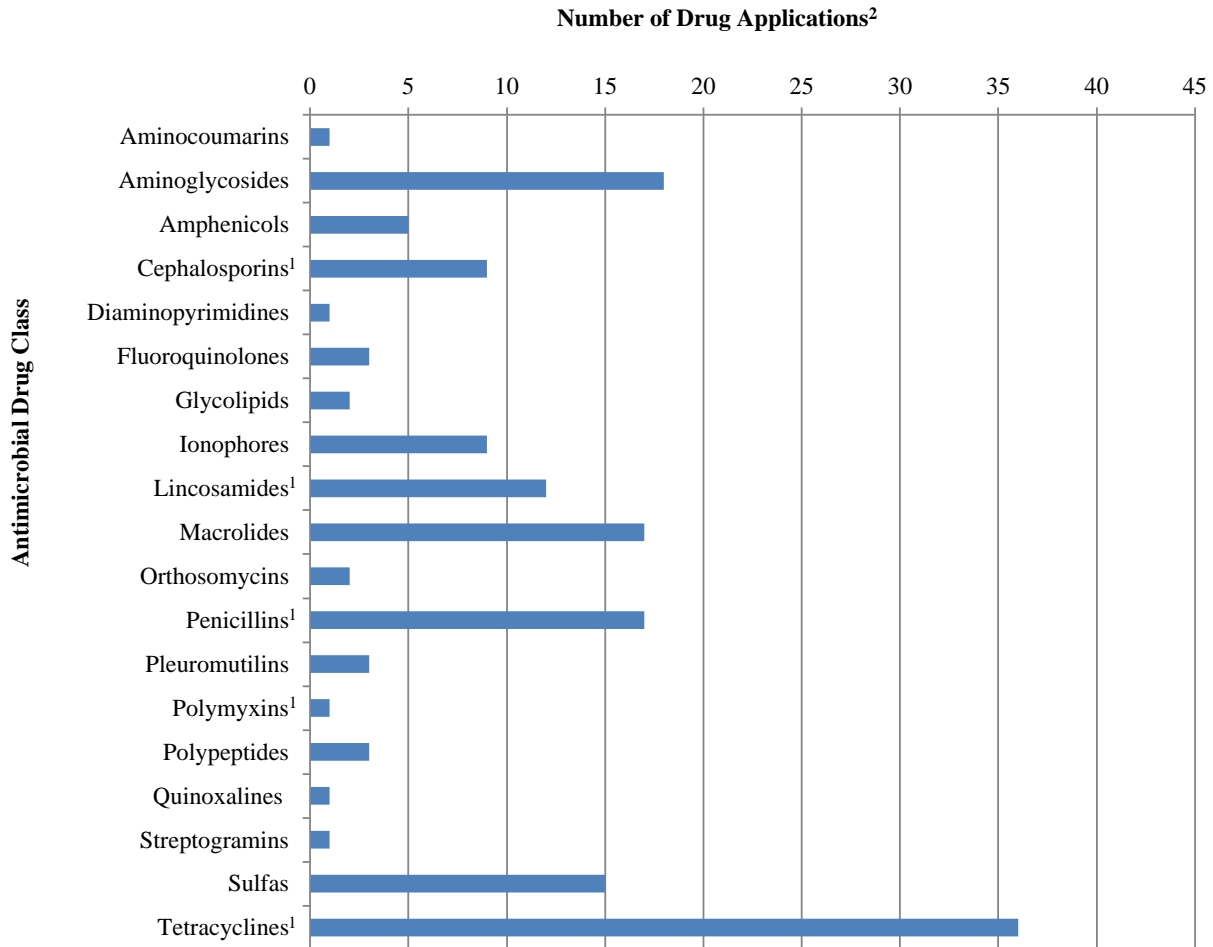
**Figure 1a**

Antimicrobial drug classes approved for use in food-producing animals<sup>1</sup>

Actively marketed in 2018

Domestic sales and distribution data

Number of drug applications<sup>2</sup>



<sup>1</sup> Includes antimicrobial drug applications that are approved and labeled for use in both food-producing animals (e.g., cattle and swine) and nonfood-producing animals (e.g., dogs and horses).

<sup>2</sup> Some drug applications contain multiple active ingredients; therefore, drug applications containing more than one antimicrobial active ingredient may be represented more than once.

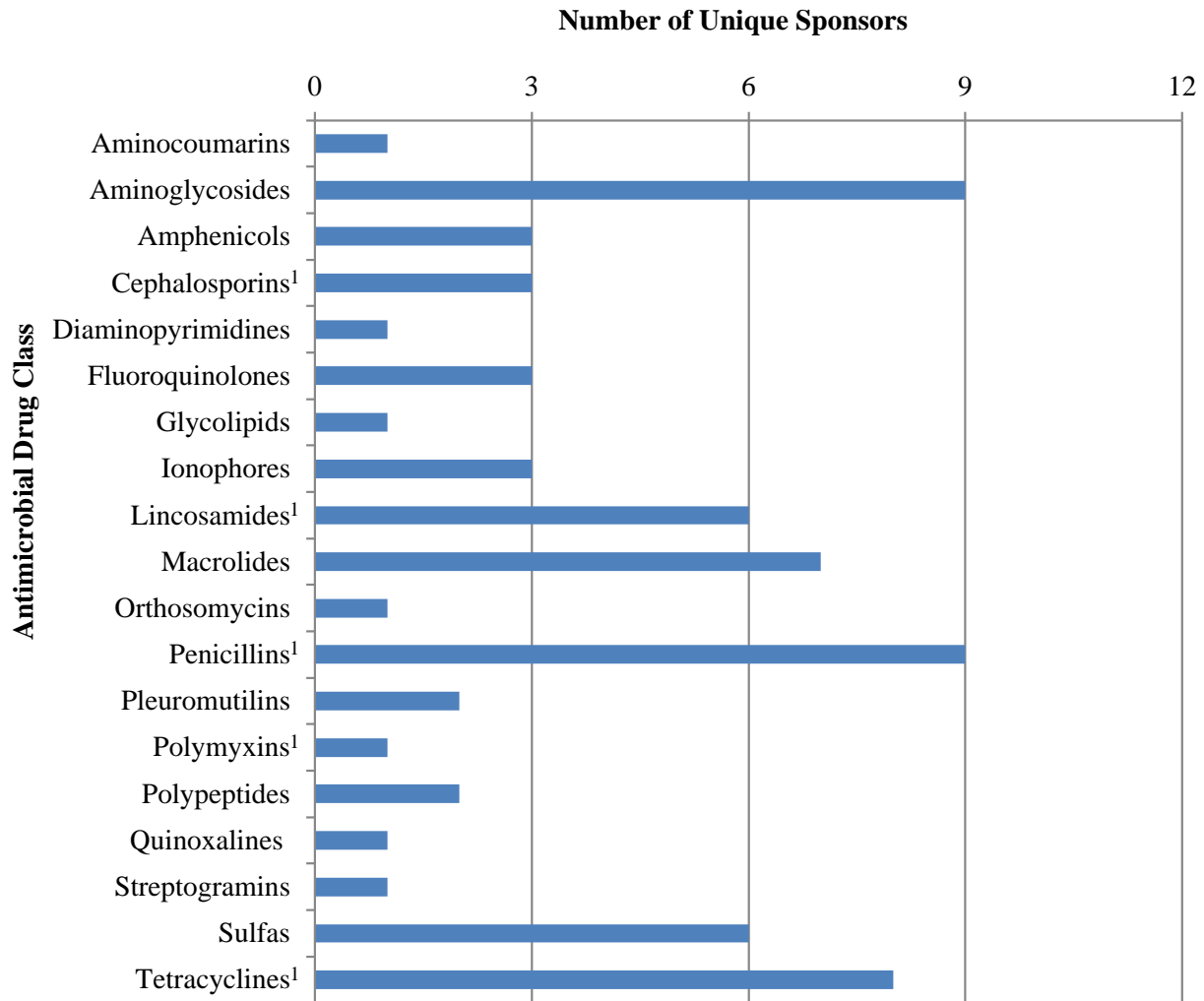
**Figure 1b**

Antimicrobial drug classes approved for use in food-producing animals<sup>1</sup>

Actively marketed in 2018

Domestic sales and distribution data

Number of unique sponsors



<sup>1</sup> Includes antimicrobial drug applications that are approved and labeled for use in both food-producing animals (e.g., cattle and swine) and nonfood-producing animals (e.g., dogs and horses).

**Table 2a**

Antimicrobial drugs approved for use in food-producing animals<sup>1</sup>  
 Actively marketed in 2018  
 Domestic sales and distribution data  
 Reported by medical importance and drug class

	<b>Drug Class</b>	<b>Annual Totals (kg)<sup>2</sup></b>	<b>% Subtotal</b>	<b>% Grand Total</b>
<b>Medically Important<sup>3</sup></b>	<i>Aminoglycosides</i>	293,298	5%	3%
	<i>Amphenicols</i>	56,056	1%	<1%
	<i>Cephalosporins<sup>1</sup></i>	31,448	1%	<1%
	<i>Fluoroquinolones</i>	23,350	<1%	<1%
	<i>Lincosamides<sup>1</sup></i>	125,514	2%	1%
	<i>Macrolides</i>	473,038	8%	4%
	<i>Penicillins<sup>1</sup></i>	731,863	12%	6%
	<i>Sulfas</i>	278,562	5%	2%
	<i>Tetracyclines<sup>1</sup></i>	3,974,179	66%	34%
	<i>NIR<sup>1,4</sup></i>	48,832	1%	<1%
	<b><i>Subtotal</i></b>	<b><i>6,036,140</i></b>	<b><i>100%</i></b>	<b><i>52%</i></b>
<b>Not Medically Important<sup>5</sup></b>	<i>Ionophores</i>	4,562,260	82%	39%
	<i>NIR<sup>6</sup></i>	968,524	18%	8%
	<b><i>Subtotal</i></b>	<b><i>5,530,784</i></b>	<b><i>100%</i></b>	<b><i>48%</i></b>
	<b><i>Grand Total</i></b>	<b><i>11,566,924</i></b>		<b><i>100%</i></b>

<sup>1</sup> Includes antimicrobial drug applications that are approved and labeled for use in both food-producing animals (e.g., cattle and swine) and nonfood-producing animals (e.g., dogs and horses).

<sup>2</sup> kg = kilogram of active ingredient. Antimicrobial class includes drugs of different molecular weights, with some drugs labeled in different salt forms. Antimicrobials that are labeled in International Units (IU) (e.g., Penicillins) were converted to kg.

<sup>3</sup> Guidance for Industry #213 states that all antimicrobial drugs and their associated classes listed in Appendix A of FDA's Guidance for Industry #152 are considered "medically important" in human medical therapy.

<sup>4</sup> NIR = Not Independently Reported. Antimicrobial classes for which there were fewer than three distinct sponsors actively marketing products domestically are not independently reported. These classes include the following: Diaminopyrimidines, Polymyxins, and Streptogramins.

<sup>5</sup> Not Medically Important refers to any antimicrobial class not listed in Appendix A of FDA's Guidance for Industry #152.

<sup>6</sup> NIR = Not Independently Reported. Antimicrobial classes for which there were fewer than three distinct sponsors are not independently reported. These classes include the following: Aminocoumarins, Glycolipids, Orthosomycins, Pleuromutilins, Polypeptides, and Quinoxalines.

**Table 2b**

Antimicrobial drugs approved for use in food-producing animals<sup>1</sup>  
 Actively marketed 2009-2018  
 Domestic sales and distribution data  
 Reported by medical importance and drug class

	Drug Class	2009 Annual Totals (kg) <sup>2</sup>	2010 Annual Totals (kg) <sup>2</sup>	2011 Annual Totals (kg) <sup>2</sup>	2012 Annual Totals (kg) <sup>2</sup>	2013 Annual Totals (kg) <sup>2</sup>	2014 Annual Totals (kg) <sup>2</sup>	2015 Annual Totals (kg) <sup>2</sup>	2016 Annual Totals (kg) <sup>2</sup>	2017 Annual Totals (kg) <sup>2</sup>	2018 Annual Totals (kg) <sup>2</sup>	% Change 2009 - 2018	% Change 2017 - 2018
<b>Medically Important<sup>3</sup></b>	<i>Aminoglycosides<sup>1</sup></i>	223,117	211,790	214,895	277,854	267,734	304,160	344,120	319,009	259,184	293,298	31%	13%
	<i>Cephalosporins<sup>1</sup></i>	20,145	24,588	26,611	27,654	28,337	31,722	32,254	31,010	29,369	31,448	56%	7%
	<i>Fluoroquinolones</i>	*	*	*	*	15,099	17,220	20,063	18,502	22,904	23,350	**	2%
	<i>Lincosamides<sup>1</sup></i>	93,330	154,653	190,101	218,140	236,450	233,681	182,543	142,458	152,497	125,514	34%	-18%
	<i>Macrolides<sup>1</sup></i>	562,062	553,229	582,836	616,274	563,251	621,769	627,757	554,714	468,794	473,038	-16%	1%
	<i>Penicillins<sup>1</sup></i>	691,644	884,419	885,304	965,196	828,721	885,975	936,669	842,863	690,889	731,863	6%	6%
	<i>Sulfas<sup>1</sup></i>	505,880	517,128	383,105	493,514	383,469	452,224	380,186	369,826	274,112	278,562	-45%	2%
	<i>Tetracyclines<sup>1</sup></i>	5,260,995	5,602,281	5,652,855	5,954,361	6,514,779	6,604,199	6,881,530	5,861,188	3,535,701	3,974,179	-24%	12%
	<i>NIR<sup>4</sup></i>	329,391	281,221	319,991	344,428	355,452	328,389	297,822	216,771	125,761	104,888	-68%	-17%
	<b>Subtotal</b>	<b>7,686,564</b>	<b>8,239,309</b>	<b>8,255,697</b>	<b>8,897,420</b>	<b>9,193,293</b>	<b>9,479,339</b>	<b>9,702,943</b>	<b>8,356,340</b>	<b>5,559,212</b>	<b>6,036,140</b>	<b>-21%</b>	<b>9%</b>
<b>Not Medically Important<sup>5</sup></b>	<i>Ionophores</i>	3,739,352	3,820,004	4,122,397	4,573,795	4,434,657	4,718,650	4,740,615	4,651,491	4,394,850	4,562,260	22%	4%
	<i>NIR<sup>6</sup></i>	1,161,541	1,237,784	1,190,943	1,151,532	1,157,095	1,163,571	1,134,382	1,018,305	979,306	968,524	-17%	-1%
		<b>Subtotal</b>	<b>4,900,893</b>	<b>5,057,788</b>	<b>5,313,340</b>	<b>5,725,327</b>	<b>5,591,752</b>	<b>5,882,221</b>	<b>5,874,997</b>	<b>5,669,796</b>	<b>5,374,156</b>	<b>5,530,784</b>	<b>13%</b>
	<b>Grand Total</b>	<b>12,587,457</b>	<b>13,287,097</b>	<b>13,569,037</b>	<b>14,622,747</b>	<b>14,785,045</b>	<b>15,361,560</b>	<b>15,577,940</b>	<b>14,026,136</b>	<b>10,933,367</b>	<b>11,566,924</b>	<b>-8%</b>	<b>6%</b>

<sup>1</sup> Includes antimicrobial drug applications that are approved and labeled for use in both food-producing animals (e.g., cattle and swine) and nonfood-producing animals (e.g., dogs and horses).

<sup>2</sup> kg = kilogram of active ingredient. Antimicrobial class includes drugs of different molecular weights, with some drugs labeled in different salt forms. Antimicrobials that are labeled in International Units (IU) (e.g., Penicillins) were converted to kg.

\* Not reported because there were fewer than three distinct sponsors actively marketing products domestically.

\*\* Not reported because there were fewer than three distinct sponsors actively marketing products domestically in 2009 through 2012.

<sup>3</sup> Guidance for Industry #213 states that all antimicrobial drugs and their associated classes listed in Appendix A of FDA's Guidance for Industry #152 are considered "medically important" in human medical therapy.

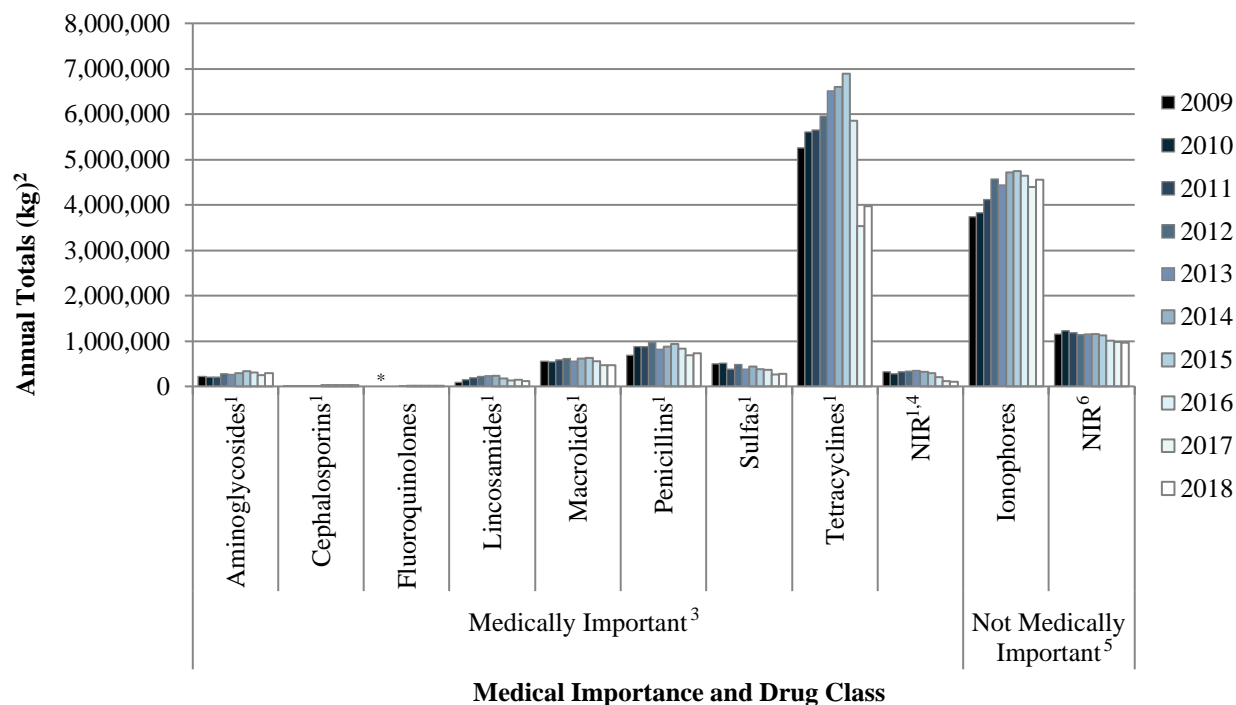
<sup>4</sup> NIR = Not Independently Reported. Antimicrobial classes for which there were fewer than three distinct sponsors actively marketing products domestically are not independently reported. These classes include the following: Amphenicols, Diaminopyrimidines, Fluoroquinolones (excluding 2013 through 2018), Polymyxins (excluding 2012 and 2013), and Streptogramins.

<sup>5</sup> Not Medically Important refers to any antimicrobial class not listed in Appendix A of FDA's Guidance for Industry #152.

<sup>6</sup> NIR = Not Independently Reported. Antimicrobial classes for which there were fewer than three distinct sponsors are not independently reported. These classes include the following: Aminocoumarins, Glycolipids, Orthosomycins (excluding 2009 through 2015), Pleuromutilins, Polypeptides, and Quinoxalines.

**Figure 2b**

Antimicrobial drugs approved for use in food-producing animals<sup>1</sup>  
 Actively marketed 2009-2018  
 Domestic sales and distribution data  
 Reported by medical importance and drug class



<sup>1</sup> Includes antimicrobial drug applications that are approved and labeled for use in both food-producing animals (e.g., cattle and swine) and nonfood-producing animals (e.g., dogs and horses).

<sup>2</sup> kg = kilogram of active ingredient. Antimicrobial class includes drugs of different molecular weights, with some drugs labeled in different salt forms. Antimicrobials that are labeled in International Units (IU) (e.g., Penicillins) were converted to kg.

\* Not reported because there were fewer than three distinct sponsors actively marketing products domestically.

<sup>3</sup> Guidance for Industry #213 states that all antimicrobial drugs and their associated classes listed in Appendix A of FDA's Guidance for Industry #152 are considered "medically important" in human medical therapy.

<sup>4</sup> NIR = Not Independently Reported. Antimicrobial classes for which there were fewer than three distinct sponsors actively marketing products domestically are not independently reported. These classes include the following: Amphenicols, Diaminopyrimidines, Fluoroquinolones (excluding 2013 through 2017), Polymyxins (excluding 2012 and 2013), and Streptogramins.

<sup>5</sup> Not Medically Important refers to any antimicrobial class not listed in Appendix A of FDA's Guidance for Industry #152.

<sup>6</sup> NIR = Not Independently Reported. Antimicrobial classes for which there were fewer than three distinct sponsors are not independently reported. These classes include the following: Aminocoumarins, Glycolipids, Orthosomycins (excluding 2009 through 2015), Pleuromutilins, Polypeptides, and Quinoxalines.

**Table 3a**

Antimicrobial drugs approved for use in food-producing animals<sup>1</sup>  
Actively marketed in 2018  
Domestic/export sales and distribution data

<b>Domestic/Export</b>	<b>Annual Totals (kg)<sup>2</sup></b>	<b>% Total</b>
<i>Domestic<sup>1</sup></i>	11,566,924	100%
<i>Export<sup>1,3</sup></i>	8,134	<1%
<b><i>Total</i></b>	<b><i>11,575,059</i></b>	<b><i>100%</i></b>

<sup>1</sup> Includes antimicrobial drug applications that are approved and labeled for use in both food-producing animals (e.g., cattle and swine) and nonfood-producing animals (e.g., dogs and horses).

<sup>2</sup> kg = kilogram of active ingredient. Antimicrobial class includes drugs of different molecular weights, with some drugs labeled in different salt forms. Antimicrobials that are labeled in International Units (IU) (e.g., Penicillins) were converted to kg.

<sup>3</sup> Only includes exports of FDA-approved, US-labeled antimicrobial drugs approved for use in food-producing animals.

**Table 3b**

Antimicrobial drugs approved for use in food-producing animals<sup>1</sup>  
 Actively marketed in 2009-2018  
 Domestic/export sales and distribution data

Domestic/Export	2009 Estimated Annual Totals (kg) <sup>2</sup>	2010 Estimated Annual Totals (kg) <sup>2</sup>	2011 Estimated Annual Totals (kg) <sup>2</sup>	2012 Estimated Annual Totals (kg) <sup>2</sup>	2013 Estimated Annual Totals (kg) <sup>2</sup>	2014 Estimated Annual Totals (kg) <sup>2</sup>	2015 Estimated Annual Totals (kg) <sup>2</sup>	2016 Estimated Annual Totals (kg) <sup>2</sup>	2017 Estimated Annual Totals (kg) <sup>2</sup>	2018 Estimated Annual Totals (kg) <sup>2</sup>	% Change 2009 - 2018	% Change 2017 - 2018
<i>Domestic</i> <sup>1</sup>	12,587,457	13,287,097	13,569,037	14,622,747	14,785,045	15,361,560	15,577,940	14,026,136	10,933,367	11,566,924	-8%	6%
<i>Export</i> <sup>1,3</sup>	202,556	219,072	202,335	139,173	74,374	30,682	20,861	6,818	10,038	8,134	-96%	-19%
<b>Total</b>	<b>12,790,013</b>	<b>13,506,168</b>	<b>13,771,373</b>	<b>14,761,919</b>	<b>14,859,419</b>	<b>15,392,242</b>	<b>15,598,801</b>	<b>14,032,953</b>	<b>10,943,406</b>	<b>11,575,059</b>	<b>-9%</b>	<b>6%</b>

<sup>1</sup> Includes antimicrobial drug applications that are approved and labeled for use in both food-producing animals (e.g., cattle and swine) and nonfood-producing animals (e.g., dogs and horses).

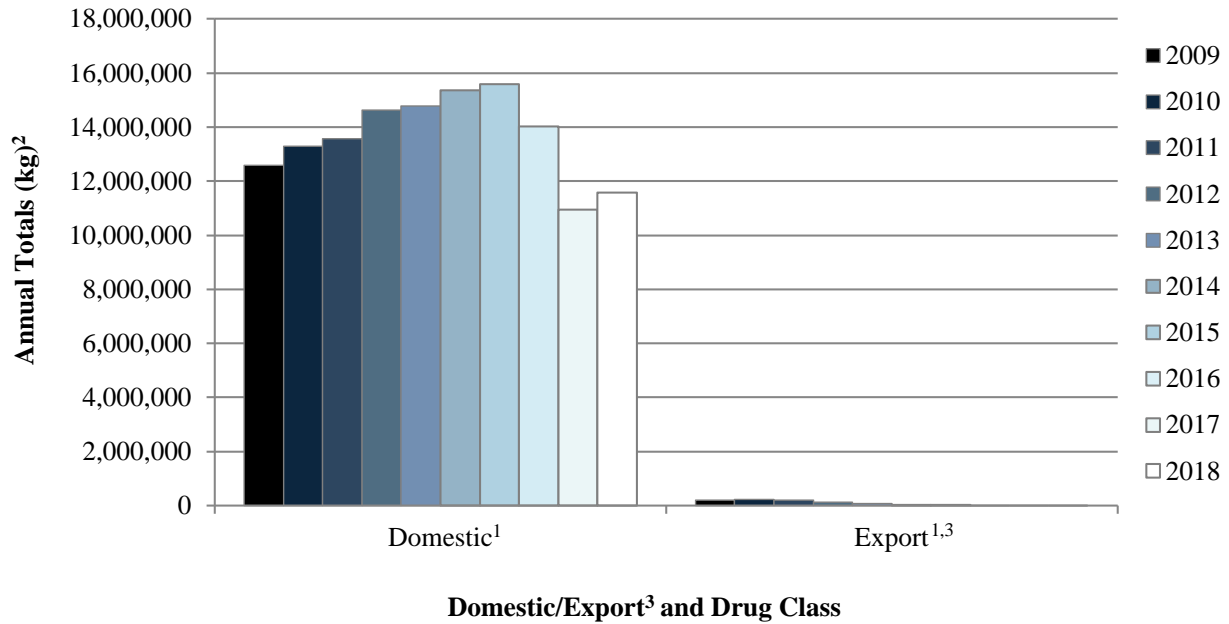
<sup>2</sup> kg = kilogram of active ingredient. Antimicrobial class includes drugs of different molecular weights, with some drugs labeled in different salt forms. Antimicrobials that are labeled in International Units (IU) (e.g., Penicillins) were converted to kg.

<sup>3</sup> Only includes exports of FDA-approved, US-labeled antimicrobial drugs approved for use in food-producing animals.



**Figure 3b**

Antimicrobial drugs approved for use in food-producing animals<sup>1</sup>  
Actively marketed 2009-2018  
Domestic/export sales and distribution data



**Domestic/Export<sup>3</sup> and Drug Class**

- <sup>1</sup> Includes antimicrobial drug applications that are approved and labeled for use in both food-producing animals (e.g., cattle and swine) and nonfood-producing animals (e.g., dogs and horses).
- <sup>2</sup> kg = kilogram of active ingredient. Antimicrobial class includes drugs of different molecular weights, with some drugs labeled in different salt forms. Antimicrobials that are labeled in International Units (IU) (e.g., Penicillins) were converted to kg.
- <sup>3</sup> Only includes exports of FDA-approved, US-labeled antimicrobial drugs approved for use in food-producing animals.

### **III. Data on medically important antimicrobial drugs**

**Table 4a**

**Medically important**<sup>1</sup> antimicrobial drugs approved for use in food-producing animals<sup>2</sup>  
Actively marketed in 2018  
Domestic sales and distribution data  
Reported by species-specific estimated sales

Species	Estimated Annual Totals (kg) <sup>3</sup>	% Total
Cattle	2,521,157	42%
Swine	2,374,348	39%
Chicken	221,774	4%
Turkey	671,108	11%
Other <sup>4</sup>	247,753	4%
<b>Total</b>	<b>6,036,140</b>	<b>100%</b>

<sup>1</sup> Guidance for Industry #213 states that all antimicrobial drugs and their associated classes listed in Appendix A of FDA's Guidance for Industry #152 are considered "medically important" in human medical therapy.

<sup>2</sup> Includes antimicrobial drug applications that are approved and labeled for use in both food-producing animals (e.g., cattle and swine) and nonfood-producing animals (e.g., dogs and horses).

<sup>3</sup> kg = kilogram of active ingredient. Antimicrobial class includes drugs of different molecular weights, with some drugs labeled in different salt forms. Antimicrobials that are labeled in International Units (IU) (e.g., Penicillins) were converted to kg.

<sup>4</sup> The Other category includes estimates of product sales intended for use in (1) species listed on the approved label other than cattle, swine, chickens, and turkeys, including nonfood-producing animal species (e.g., dogs and horses) and minor food-producing species (e.g., fish); (2) other species not listed on the approved label; and (3) unknown uses.

**Table 4b**

**Medically important<sup>1</sup>** antimicrobial drugs approved for use in food-producing animals<sup>2</sup>  
Actively marketed in 2016-2018  
Domestic sales and distribution data  
Reported by species-specific estimated sales

Species	2016 Estimated Annual Totals (kg) <sup>3</sup>	2017 Estimated Annual Totals (kg) <sup>3</sup>	2018 Estimated Annual Totals (kg) <sup>3</sup>	% Change 2016 - 2018	% Change 2017 - 2018
<i>Cattle</i>	3,605,543	2,333,839	2,521,157	-30%	8%
<i>Swine</i>	3,133,262	2,022,932	2,374,348	-24%	17%
<i>Chicken</i>	508,800	268,047	221,774	-56%	-17%
<i>Turkey</i>	756,620	670,831	671,108	-11%	<1%
<i>Other<sup>4</sup></i>	352,114	263,564	247,753	-30%	-6%
<b>Total</b>	<b>8,356,340</b>	<b>5,559,212</b>	<b>6,036,140</b>	<b>-28%</b>	<b>9%</b>

<sup>1</sup> Guidance for Industry #213 states that all antimicrobial drugs and their associated classes listed in Appendix A of FDA's Guidance for Industry #152 are considered "medically important" in human medical therapy.

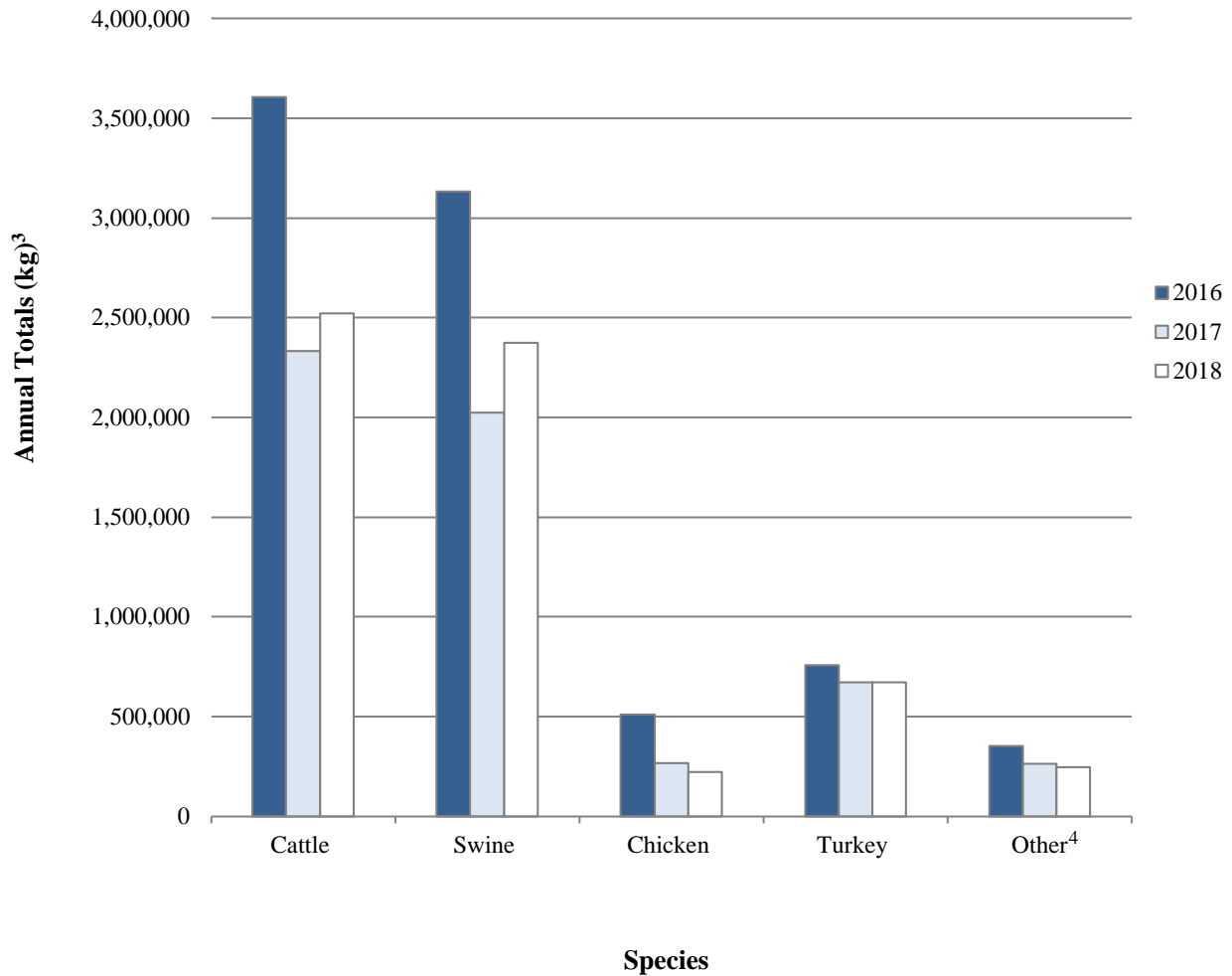
<sup>2</sup> Includes antimicrobial drug applications that are approved and labeled for use in both food-producing animals (e.g., cattle and swine) and nonfood-producing animals (e.g., dogs and horses).

<sup>3</sup> kg = kilogram of active ingredient. Antimicrobial class includes drugs of different molecular weights, with some drugs labeled in different salt forms. Antimicrobials that are labeled in International Units (IU) (e.g., Penicillins) were converted to kg.

<sup>4</sup> The Other category includes estimates of product sales intended for use in (1) species listed on the approved label other than cattle, swine, chickens, and turkeys, including nonfood-producing animal species (e.g., dogs and horses) and minor food-producing species (e.g., fish); (2) other species not listed on the approved label; and (3) unknown uses.

**Figure 4b**

**Medically important<sup>1</sup>** antimicrobial drugs approved for use in food-producing animals<sup>2</sup>  
Actively marketed in 2016-2018  
Domestic sales and distribution data  
Reported by species-specific estimated sales



<sup>1</sup> Guidance for Industry #213 states that all antimicrobial drugs and their associated classes listed in Appendix A of FDA’s Guidance for Industry #152 are considered “medically important” in human medical therapy.

<sup>2</sup> Includes antimicrobial drug applications that are approved and labeled for use in both food-producing animals (e.g., cattle and swine) and nonfood-producing animals (e.g., dogs and horses).

<sup>3</sup> kg = kilogram of active ingredient. Antimicrobial class includes drugs of different molecular weights, with some drugs labeled in different salt forms. Antimicrobials that are labeled in International Units (IU) (e.g., Penicillins) were converted to kg.

<sup>4</sup> The Other category includes estimates of product sales intended for use in (1) species listed on the approved label other than cattle, swine, chickens, and turkeys, including nonfood-producing animal species (e.g., dogs and horses) and minor food-producing species (e.g., fish); (2) other species not listed on the approved label; and (3) unknown uses.

**Table 5a****Medically important**<sup>1</sup> antimicrobial drugs approved for use in food-producing animals<sup>2</sup>

Actively marketed in 2018

Domestic sales and distribution data

Reported by drug class and species-specific estimated sales

Ingredient Class	Species	Estimated Annual Totals (kg) <sup>3</sup>	% Subtotal
Aminoglycosides	<i>Cattle</i>	137,614	47%
	<i>Swine</i>	90,779	31%
	<i>Chicken</i>	13,430	5%
	<i>Turkey</i>	24,321	8%
	<i>Other</i> <sup>4</sup>	27,154	9%
	<b>Subtotal</b>	<b>293,298</b>	<b>100%</b>
Amphenicols	<i>All Species</i> <sup>5</sup>	56,056	100%
	<b>Subtotal</b>	<b>56,056</b>	<b>100%</b>
Cephalosporins <sup>2</sup>	<i>Cattle</i>	25,337	81%
	<i>NIR</i> <sup>6</sup>	6,111	19%
	<b>Subtotal</b>	<b>31,448</b>	<b>100%</b>
Fluoroquinolones	<i>All Species</i> <sup>7</sup>	23,350	100%
	<b>Subtotal</b>	<b>23,350</b>	<b>100%</b>
Lincosamides <sup>2</sup>	<i>Swine</i>	104,527	83%
	<i>Chicken</i>	8,780	7%
	<i>NIR</i> <sup>8</sup>	12,208	10%
	<b>Subtotal</b>	<b>125,514</b>	<b>100%</b>
Macrolides	<i>Cattle</i>	274,837	58%
	<i>Swine</i>	192,175	41%
	<i>Chicken</i>	2,971	1%
	<i>Turkey</i>	1,653	<1%
	<i>Other</i> <sup>4</sup>	1,403	<1%
	<b>Subtotal</b>	<b>473,038</b>	<b>100%</b>
Penicillins <sup>2</sup>	<i>Cattle</i>	96,591	13%
	<i>Turkey</i>	463,939	63%
	<i>NIR</i> <sup>9</sup>	171,333	23%
	<b>Subtotal</b>	<b>731,863</b>	<b>100%</b>
Sulfas	<i>Cattle</i>	187,603	67%
	<i>Swine</i>	45,581	16%
	<i>Turkey</i>	30,446	11%
	<i>NIR</i> <sup>10</sup>	14,933	5%
	<b>Subtotal</b>	<b>278,562</b>	<b>100%</b>
Tetracyclines <sup>2</sup>	<i>Cattle</i>	1,732,416	44%
	<i>Swine</i>	1,902,950	48%
	<i>Chicken</i>	140,561	4%
	<i>Turkey</i>	150,749	4%
	<i>Other</i> <sup>4</sup>	47,502	1%
	<b>Subtotal</b>	<b>3,974,179</b>	<b>100%</b>
NIR <sup>2,10</sup>	<i>All Species</i> <sup>11</sup>	48,832	100%
	<b>Subtotal</b>	<b>48,832</b>	<b>100%</b>

<sup>1</sup> Guidance for Industry #213 states that all antimicrobial drugs and their associated classes listed in Appendix A of FDA's Guidance for Industry #152 are considered "medically important" in human medical therapy.

<sup>2</sup> Includes antimicrobial drug applications that are approved and labeled for use in both food-producing animals (e.g., cattle and swine) and nonfood-producing animals (e.g., dogs and horses).

<sup>3</sup> kg = kilogram of active ingredient. Antimicrobial class includes drugs of different molecular weights, with some drugs labeled in different salt forms. Antimicrobials that are labeled in International Units (IU) (e.g., Penicillins) were converted to kg.

<sup>4</sup> The Other category includes estimates of product sales intended for use in (1) species listed on the approved label other than cattle, swine, chickens, and turkeys, including nonfood-producing animal species (e.g., dogs and horses) and minor food-producing species (e.g., fish); (2) other species not listed on the approved label; and (3) unknown uses.

<sup>5</sup> This category includes the following: Cattle, Swine, and Other.

<sup>6</sup> NIR = Not Independently Reported. Species-specific sales estimates for which there were fewer than three distinct sponsors are not independently reported. This category includes the following: Cattle, Swine, Chicken, and Other.

<sup>7</sup> This category includes the following: Cattle, Swine, and Other.

<sup>8</sup> NIR = Not Independently Reported. Species-specific sales estimates for which there were fewer than three distinct sponsors are not independently reported. This category includes the following: Cattle, Swine, Chicken, and Other.

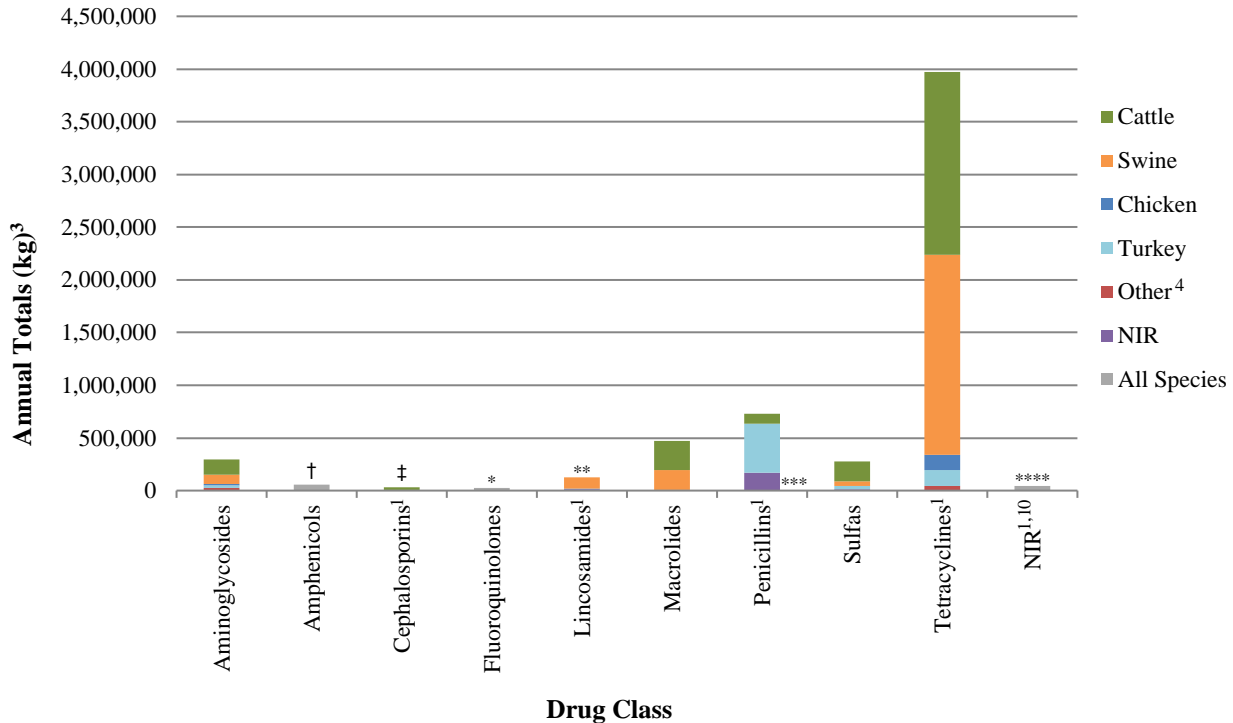
<sup>9</sup> This category includes the following: Cattle, Swine, Turkey, and Other.

<sup>10</sup> NIR = Not Independently Reported. Antimicrobial classes for which there were fewer than three distinct sponsors actively marketing products domestically are not independently reported. These classes include the following: Diaminopyrimidines, Polymyxins, and Streptogramins.

<sup>11</sup> This category includes the following: Cattle, Chicken, and Other.

**Figure 5a**

**Medically important<sup>1</sup> antimicrobial drugs approved for use in food-producing animals<sup>2</sup>  
Actively marketed in 2018  
Domestic sales and distribution data  
Reported by drug class and species-specific estimated sales**



<sup>1</sup> Guidance for Industry #213 states that all antimicrobial drugs and their associated classes listed in Appendix A of FDA’s Guidance for Industry #152 are considered “medically important” in human medical therapy.

<sup>2</sup> Includes antimicrobial drug applications that are approved and labeled for use in both food-producing animals (e.g., cattle and swine) and nonfood-producing animals (e.g., dogs and horses).

<sup>3</sup> kg = kilogram of active ingredient. Antimicrobial class includes drugs of different molecular weights, with some drugs labeled in different salt forms. Antimicrobials that are labeled in International Units (IU) (e.g., Penicillins) were converted to kg.

<sup>4</sup> The Other category includes estimates of product sales intended for use in (1) species listed on the approved label other than cattle, swine, chickens, and turkeys, including nonfood-producing animal species (e.g., dogs and horses) and minor food-producing species (e.g., fish); (2) other species not listed on the approved label; and (3) unknown uses.

<sup>†</sup> This category includes the following: Cattle, Swine, and Other.

<sup>‡</sup> NIR = Not Independently Reported. Species-specific sales estimates for which there were fewer than three distinct sponsors are not independently reported. This category includes the following: Cattle, Swine, Chicken, and Other.

<sup>\*</sup> This category includes the following: Cattle, Swine, and Other.

<sup>\*\*</sup> NIR = Not Independently Reported. Species-specific sales estimates for which there were fewer than three distinct sponsors are not independently reported. This category includes the following: Cattle, Swine, Chicken, and Other.

<sup>\*\*\*</sup> This category includes the following: Cattle, Swine, Turkey, and Other.

<sup>10</sup> NIR = Not Independently Reported. Antimicrobial classes for which there were fewer than three distinct sponsors actively marketing products domestically are not independently reported. These classes include the following: Diaminopyrimidines, Polymyxins, and Streptogramins.

<sup>\*\*\*\*</sup> This category includes the following: Cattle, Chicken, and Other.

**Table 5b**  
**Medically important<sup>1</sup> antimicrobial drugs approved for use in food-producing animals<sup>2</sup>**  
**Actively marketed 2016-2018**  
**Domestic sales and distribution data**  
**Reported by drug class and species-specific estimated sales**

Ingredient Class	Species	2016 Estimated Annual Totals (kg) <sup>3</sup>	2017 Estimated Annual Totals (kg) <sup>3</sup>	2018 Estimated Annual Totals (kg) <sup>3</sup>	% Change 2016 - 2018	% Change 2017 - 2018
Aminoglycosides	Cattle	161,646	124,675	137,614	-15%	10%
	Swine	65,850	63,602	90,779	38%	43%
	Chicken	24,111	20,185	13,430	-44%	-33%
	Turkey	22,198	24,042	24,321	10%	1%
	Other <sup>4</sup>	45,204	26,680	27,154	-40%	2%
	<b>Subtotal</b>	<b>319,009</b>	<b>259,184</b>	<b>293,298</b>	<b>-8%</b>	<b>13%</b>
Amphenicols	All Species <sup>5</sup>	*	49,321	56,056	†	14%
	<b>Subtotal</b>	<b>†</b>	<b>49,321</b>	<b>56,056</b>	<b>†</b>	<b>14%</b>
Cephalosporins <sup>2</sup>	Cattle	24,677	23,512	25,337	3%	8%
	NIR <sup>6</sup>	6,333	5,857	6,111	-4%	4%
	<b>Subtotal</b>	<b>31,010</b>	<b>29,369</b>	<b>31,448</b>	<b>1%</b>	<b>7%</b>
Fluoroquinolones	All Species <sup>7</sup>	18,502	22,904	23,350	26%	2%
	<b>Subtotal</b>	<b>18,502</b>	<b>22,904</b>	<b>23,350</b>	<b>26%</b>	<b>2%</b>
Lincosamides <sup>2</sup>	Swine	118,916	128,642	104,527	-12%	-19%
	Chicken	8,874	8,213	8,780	-1%	7%
	NIR <sup>8</sup>	14,667	15,642	12,208	-17%	-22%
	<b>Subtotal</b>	<b>142,458</b>	<b>152,497</b>	<b>125,514</b>	<b>-12%</b>	<b>-18%</b>
Macrolides	Cattle	194,811	274,479	274,837	41%	<1%
	Swine	337,295	189,503	192,175	-43%	1%
	Chicken	20,718	2,614	2,971	-86%	14%
	Turkey	1,176	1,307	1,653	41%	26%
	Other <sup>4</sup>	714	891	1,403	96%	57%
	<b>Subtotal</b>	<b>554,714</b>	<b>468,794</b>	<b>473,038</b>	<b>-15%</b>	<b>1%</b>
Penicillins <sup>2</sup>	Cattle	99,935	96,936	96,591	-3%	<1%
	Swine	17,958	*	*	-100%	†
	Turkey	529,083	423,689	463,939	-12%	9%
	Other <sup>4</sup>	195,888	*	*	-100%	†
	NIR <sup>9</sup>	**	170,263	171,333	†	1%
	<b>Subtotal</b>	<b>842,863</b>	<b>690,889</b>	<b>731,863</b>	<b>-13%</b>	<b>6%</b>
Sulfas <sup>2</sup>	Cattle	234,955	196,902	187,603	-20%	-5%
	Swine	40,215	31,024	45,581	13%	47%
	Chicken	21,115	7,319	*	-100%	-100%
	Turkey	41,127	28,817	30,446	-26%	6%
	Other <sup>4</sup>	32,414	10,050	*	-100%	-100%
	NIR <sup>10</sup>	**	**	14,933	†	†
	<b>Subtotal</b>	<b>369,826</b>	<b>274,112</b>	<b>278,562</b>	<b>-25%</b>	<b>2%</b>
Tetracyclines <sup>2</sup>	Cattle	2,840,519	1,560,542	1,732,416	-39%	11%
	Swine	2,520,680	1,579,145	1,902,950	-25%	21%
	Chicken	285,513	153,621	140,561	-51%	-9%
	Turkey	156,617	192,976	150,749	-4%	-22%
	Other <sup>4</sup>	57,859	49,416	47,502	-18%	-4%
	<b>Subtotal</b>	<b>5,861,188</b>	<b>3,535,701</b>	<b>3,974,179</b>	<b>-32%</b>	<b>12%</b>
NIR <sup>10</sup>	All Species <sup>11</sup>	216,771	76,440	48,832	-77%	-36%
	<b>Subtotal</b>	<b>216,771</b>	<b>76,440</b>	<b>48,832</b>	<b>-77%</b>	<b>-36%</b>

<sup>1</sup> Includes antimicrobial drug applications that are approved and labeled for use in both food-producing animals (e.g., cattle and swine) and nonfood-producing animals (e.g., dogs and horses).

<sup>2</sup> Includes antimicrobial drug applications that are approved and labeled for use in both food-producing animals (e.g., cattle and swine) and nonfood-producing animals (e.g., dogs and horses).

<sup>3</sup> kg = kilogram of active ingredient. Antimicrobial class includes drugs of different molecular weights, with some drugs labeled in different salt forms. Antimicrobials that are labeled in International Units (IU) (e.g., Penicillins) were converted to kg.

<sup>4</sup> The Other category includes estimates of product sales intended for use in (1) species listed on the approved label other than cattle, swine, chickens, and turkeys, including nonfood-producing animal species (e.g., dogs and horses) and minor food-producing species (e.g., fish); (2) other species not listed on the approved label; and (3) unknown uses.

<sup>5</sup> This category includes the following: Cattle, Swine (excluding 2016), and Other.

\* Species-specific sales estimates for which there were fewer than three distinct sponsors are not independently reported.

† Cannot divide by zero.

<sup>6</sup> NIR = Not Independently Reported. Species-specific sales estimates for which there were fewer than three distinct sponsors are not independently reported. This category includes the following: Cattle, Swine, Chicken, and Other.

<sup>7</sup> This category includes the following: Cattle, Swine, and Other.

<sup>8</sup> NIR = Not Independently Reported. Species-specific sales estimates for which there were fewer than three distinct sponsors are not independently reported. This category includes the following: Cattle, Swine, Chicken, and Other.

<sup>9</sup> This category includes the following: Swine and Other.

\*\* All of the reported species-specific sales estimates had three or more sponsors. Therefore, the NIR category is not necessary.

<sup>10</sup> NIR = Not Independently Reported. Antimicrobial classes for which there were fewer than three distinct sponsors actively marketing products domestically are not independently reported. These classes include the following: Amphenicols, Diaminopyrimidines, Polymyxins, and Streptogramins.

<sup>11</sup> This category includes the following: Cattle, Swine, Chicken, Turkey, and Other.



**Table 6a**

**Medically important**<sup>1</sup> antimicrobial drugs approved for use in food-producing animals<sup>2</sup>  
Actively marketed in 2018  
Domestic sales and distribution data  
Reported by route of administration

<b>Route</b>	<b>Annual Totals (kg)<sup>3</sup></b>	<b>% Total</b>
<i>Feed</i> <sup>2</sup>	3,862,586	64%
<i>Injection</i> <sup>2</sup>	355,994	6%
<i>Intramammary</i>	14,056	<1%
<i>Oral</i> <sup>2,4</sup> or <i>Topical</i> <sup>2</sup>	88,609	1%
<i>Water</i> <sup>5</sup>	1,714,896	28%
<b>Total</b>	<b>6,036,140</b>	<b>100%</b>

<sup>1</sup> Guidance for Industry #213 states that all antimicrobial drugs and their associated classes listed in Appendix A of FDA's Guidance for Industry #152 are considered "medically important" in human medical therapy.

<sup>2</sup> Includes antimicrobial drug applications that are approved and labeled for use in both food-producing animals (e.g., cattle and swine) and nonfood-producing animals (e.g., dogs and horses).

<sup>3</sup> kg = kilogram of active ingredient. Antimicrobial class includes drugs of different molecular weights, with some drugs labeled in different salt forms. Antimicrobials that are labeled in International Units (IU) (e.g., Penicillins) were converted to kg.

<sup>4</sup> Orally administered, excluding administration by means of feed and water.

<sup>5</sup> Water includes when the drug is administered either through drinking water, as a drench, through the immersion of fish, or as a syrup or dusting for honey bees.

**Table 6b**

**Medically important<sup>1</sup> antimicrobial drugs approved for use in food-producing animals<sup>2</sup>**  
 Actively marketed 2009-2018  
 Domestic sales and distribution data  
 Reported by route of administration

<b>Route</b>	<b>2009 Annual Totals (kg)<sup>3</sup></b>	<b>2010 Annual Totals (kg)<sup>3</sup></b>	<b>2011 Annual Totals (kg)<sup>3</sup></b>	<b>2012 Annual Totals (kg)<sup>3</sup></b>	<b>2013 Annual Totals (kg)<sup>3</sup></b>	<b>2014 Annual Totals (kg)<sup>3</sup></b>	<b>2015 Annual Totals (kg)<sup>3</sup></b>	<b>2016 Annual Totals (kg)<sup>3</sup></b>	<b>2017 Annual Totals (kg)<sup>3</sup></b>	<b>2018 Annual Totals (kg)<sup>3</sup></b>	<b>% Change 2009 - 2018</b>	<b>% Change 2017 - 2018</b>
<i>Feed<sup>2</sup></i>	5,687,084	5,957,748	5,933,440	6,250,770	6,833,526	6,981,097	7,139,853	5,982,351	3,432,373	3,862,586	-32%	13%
<i>Injection<sup>2</sup></i>	388,518	421,272	416,775	393,422	352,693	341,790	353,197	348,239	358,534	355,994	-8%	-1%
<i>Intramammary</i>	23,409	24,692	21,023	25,979	9,875	11,450	16,049	16,172	17,583	14,056	-40%	-20%
<i>Oral<sup>2,4</sup> or Topical<sup>2,5</sup></i>	120,506	109,839	126,775	113,409	97,952	104,082	121,288	90,464	95,311	88,609	-26%	-7%
<i>Water<sup>6</sup></i>	1,467,048	1,715,757	1,757,686	2,113,840	1,899,248	2,040,920	2,072,557	1,919,115	1,655,410	1,714,896	17%	4%
<b>Total</b>	<b>7,686,564</b>	<b>8,229,309</b>	<b>8,255,697</b>	<b>8,897,420</b>	<b>9,193,293</b>	<b>9,479,339</b>	<b>9,702,943</b>	<b>8,356,340</b>	<b>5,559,212</b>	<b>6,036,140</b>	<b>-21%</b>	<b>9%</b>

<sup>1</sup> Guidance for Industry #213 states that all antimicrobial drugs and their associated classes listed in Appendix A of FDA's Guidance for Industry #152 are considered "medically important" in human medical therapy.

<sup>2</sup> Includes antimicrobial drug applications that are approved and labeled for use in both food-producing animals (e.g., cattle and swine) and nonfood-producing animals (e.g., dogs and horses).

<sup>3</sup> kg = kilogram of active ingredient. Antimicrobial class includes drugs of different molecular weights, with some drugs labeled in different salt forms. Antimicrobials that are labeled in International Units (IU) (e.g., Penicillins) were converted to kg.

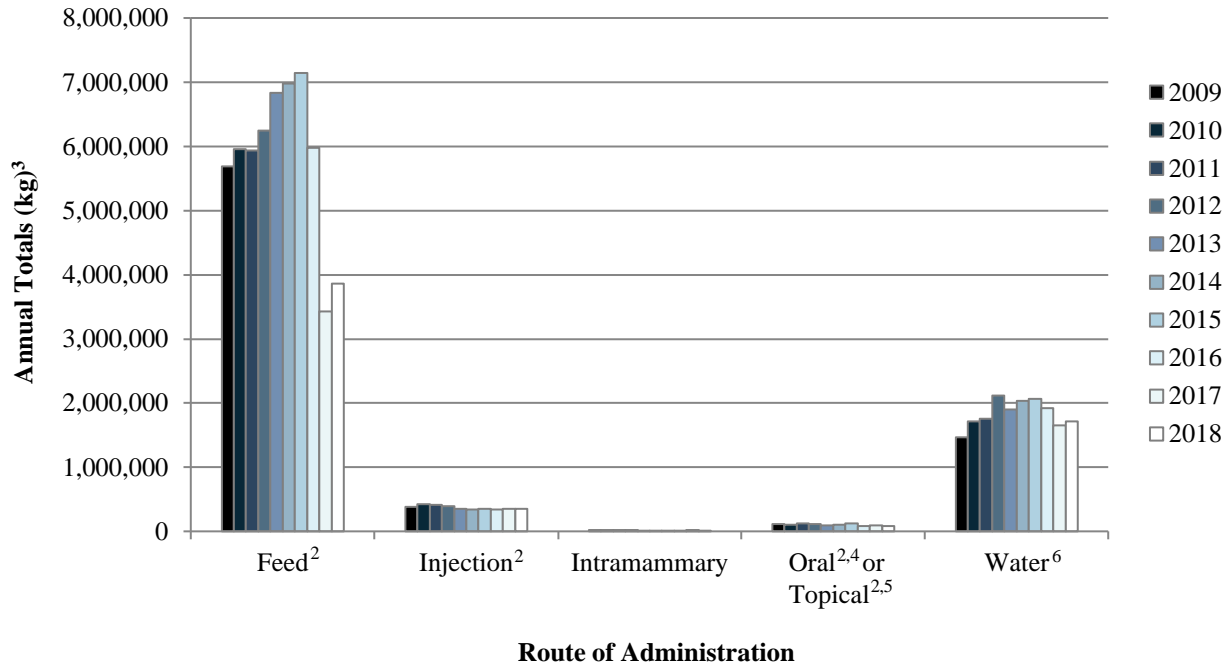
<sup>4</sup> Orally administered, excluding administration by means of feed and water.

<sup>5</sup> No Topical sales and distribution in 2012 and 2013.

<sup>6</sup> Water includes when the drug is administered either through drinking water, as a drench, through the immersion of fish, or as a syrup or dusting for honey bees.

**Figure 6b**

**Medically important<sup>1</sup> antimicrobial drugs approved for use in food-producing animals<sup>2</sup>**  
Actively marketed 2009-2018  
Domestic sales and distribution data  
Reported by route of administration



<sup>1</sup> Guidance for Industry #213 states that all antimicrobial drugs and their associated classes listed in Appendix A of FDA's Guidance for Industry #152 are considered "medically important" in human medical therapy.

<sup>2</sup> Includes antimicrobial drug applications that are approved and labeled for use in both food-producing animals (e.g., cattle and swine) and nonfood-producing animals (e.g., dogs and horses).

<sup>3</sup> kg = kilogram of active ingredient. Antimicrobial class includes drugs of different molecular weights, with some drugs labeled in different salt forms. Antimicrobials that are labeled in International Units (IU) (e.g., Penicillins) were converted to kg.

<sup>4</sup> Orally administered, excluding administration by means of feed and water.

<sup>5</sup> No Topical sales and distribution in 2012 and 2013.

<sup>6</sup> Water includes when the drug is administered either through drinking water, as a drench, through the immersion of fish, or as a syrup or dusting for honey bees.

**Table 7a**

**Medically important<sup>1</sup> antimicrobial drugs approved for use in food-producing animals<sup>2</sup>  
Actively marketed 2009-2018  
Domestic sales and distribution data  
Reported by indications**

<b>Indications</b>	<b>2009 Annual Totals (kg)<sup>3</sup></b>	<b>2010 Annual Totals (kg)<sup>3</sup></b>	<b>2011 Annual Totals (kg)<sup>3</sup></b>	<b>2012 Annual Totals (kg)<sup>3</sup></b>	<b>2013 Annual Totals (kg)<sup>3</sup></b>	<b>2014 Annual Totals (kg)<sup>3</sup></b>	<b>2015 Annual Totals (kg)<sup>3</sup></b>	<b>2016 Annual Totals (kg)<sup>3</sup></b>	<b>2017 Annual Totals (kg)<sup>3</sup></b>	<b>2018 Annual Totals (kg)<sup>3</sup></b>	<b>% Change 2009 - 2018</b>	<b>% Change 2017 - 2018</b>
<i>Production<sup>4</sup> or Production/Therapeutic<sup>5</sup> Indications<sup>2,6</sup></i>	5,563,029	5,828,079	5,770,871	6,073,485	6,664,835	6,790,996	6,917,639	5,770,655	0*	0*	-100%	**
<i>Therapeutic Indications Only<sup>2,5</sup></i>	2,123,536	2,401,230	2,484,827	2,823,935	2,528,458	2,688,343	2,785,304	2,585,685	5,559,212*	6,036,140	184%	9%
<b>Total</b>	<b>7,686,564</b>	<b>8,229,309</b>	<b>8,255,697</b>	<b>8,897,420</b>	<b>9,193,293</b>	<b>9,479,339</b>	<b>9,702,943</b>	<b>8,356,340</b>	<b>5,559,212</b>	<b>6,036,140</b>	<b>-21%</b>	<b>9%</b>

<sup>1</sup> Guidance for Industry #213 states that all antimicrobial drugs and their associated classes listed in Appendix A of FDA's Guidance for Industry #152 are considered "medically important" in human medical therapy.

<sup>2</sup> Includes antimicrobial drug applications that are approved and labeled for use in both food-producing animals (e.g., cattle and swine) and nonfood-producing animals (e.g., dogs and horses).

<sup>3</sup> kg = kilogram of active ingredient. Antimicrobial class includes drugs of different molecular weights, with some drugs labeled in different salt forms. Antimicrobials that are labeled in International Units (IU) (e.g., Penicillins) were converted to kg.

<sup>4</sup> The implementation of GFI #213 was completed in January 2017; all affected medically important products had production indications removed from their labeling at that time.

<sup>5</sup> Therapeutic Indications (e.g., treatment, control, or prevention of a specific disease).

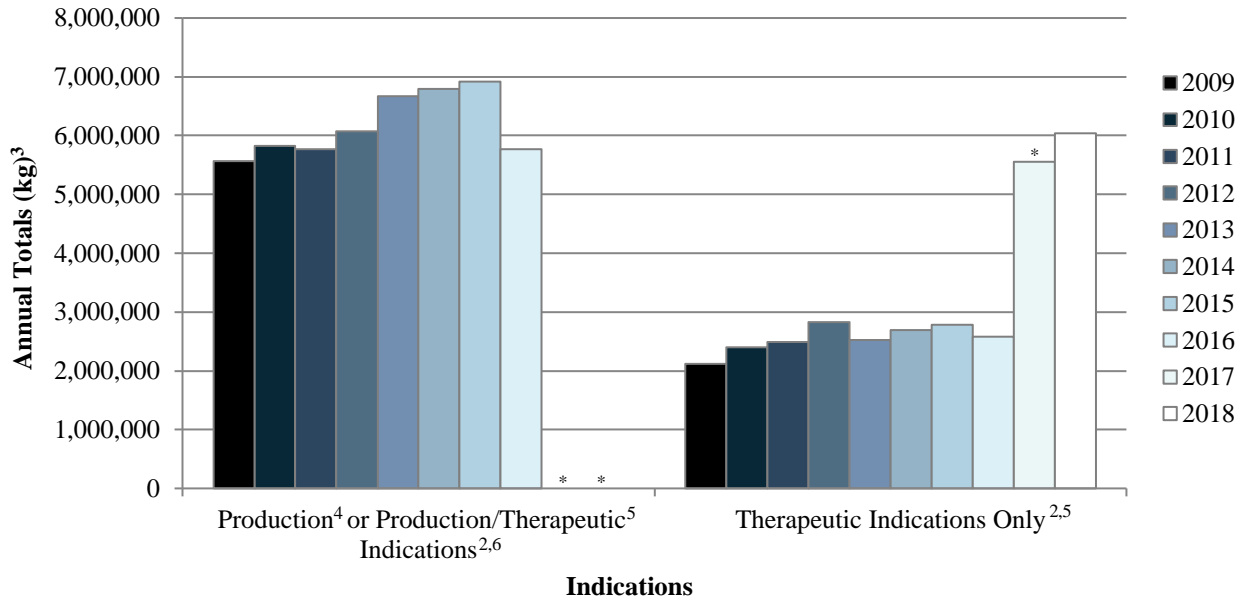
<sup>6</sup> There were fewer than three distinct sponsors marketing antimicrobial animal drugs with only production indications (i.e., with no therapeutic indications). To protect confidential business information these data cannot be independently reported and are, therefore, combined with the data for drugs with both production and therapeutic (production/therapeutic) indications.

\* The quantity reported in 2017 and 2018 under the production indications category dropped to zero as a result of the implementation of GFI #213. Applications that were formerly in the Production category were voluntarily withdrawn. Applications that were formerly in the Production/Therapeutic Indications category had production claims eliminated and were moved to the Therapeutic Only Indications category.

\*\* Cannot divide by zero.

**Figure 7a**

**Medically important<sup>1</sup> antimicrobial drugs approved for use in food-producing animals<sup>2</sup>**  
**Actively marketed 2009-2018**  
**Domestic sales and distribution data**  
**Reported by indications**



<sup>1</sup> Includes antimicrobial drug applications that are approved and labeled for use in both food-producing animals (e.g., cattle and swine) and nonfood-producing animals (e.g., dogs and horses).

<sup>2</sup> Includes antimicrobial drug applications that are approved and labeled for use in both food-producing animals (e.g., cattle and swine) and nonfood-producing animals (e.g., dogs and horses).

<sup>3</sup> kg = kilogram of active ingredient. Antimicrobial class includes drugs of different molecular weights, with some drugs labeled in different salt forms. Antimicrobials that are labeled in International Units (IU) (e.g., Penicillins) were converted to kg.

<sup>4</sup> The implementation of GFI #213 was completed in January 2017; all affected medically important products had production indications removed from their labeling at that time.

<sup>5</sup> Therapeutic Indications (e.g., treatment, control, or prevention of a specific disease).

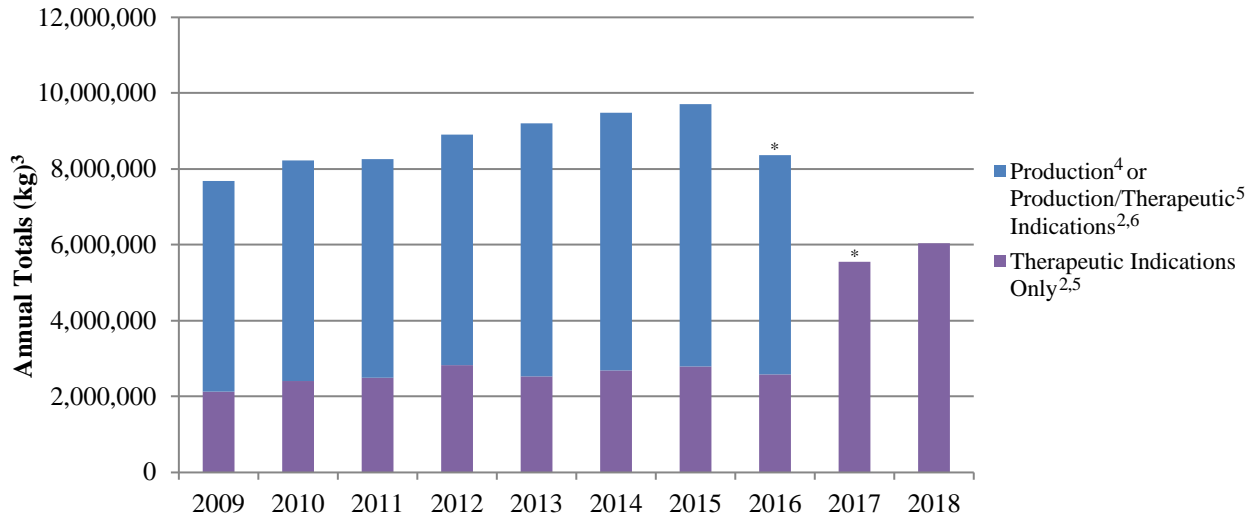
<sup>6</sup> There were fewer than three distinct sponsors (excluding 2013 through 2016 for the Not Medically Important category) marketing antimicrobial animal drugs with only production indications (i.e., with no therapeutic indications). To protect confidential business information these data cannot be independently reported and are, therefore, combined with the data for drugs with both production and therapeutic (production/therapeutic) indications.

\* The quantity reported in 2017 under the production indications category dropped to zero as a result of the implementation of GFI #213.

Applications that were formerly in the Production category were voluntarily withdrawn. Applications that were formerly in the Production/Therapeutic Indications category had production claims eliminated and were moved to the Therapeutic Only Indications category.

**Figure 7b**

**Medically important<sup>1</sup> antimicrobial drugs approved for use in food-producing animals<sup>2</sup>**  
Actively marketed 2009-2018  
Domestic sales and distribution data  
Reported by indications (combined annual totals)



<sup>1</sup> Includes antimicrobial drug applications that are approved and labeled for use in both food-producing animals (e.g., cattle and swine) and nonfood-producing animals (e.g., dogs and horses).

<sup>2</sup> Includes antimicrobial drug applications that are approved and labeled for use in both food-producing animals (e.g., cattle and swine) and nonfood-producing animals (e.g., dogs and horses).

<sup>3</sup> kg = kilogram of active ingredient. Antimicrobial class includes drugs of different molecular weights, with some drugs labeled in different salt forms. Antimicrobials that are labeled in International Units (IU) (e.g., Penicillins) were converted to kg.

<sup>4</sup> The implementation of GFI #213 was completed in January 2017; all affected medically important products had production indications removed from their labeling at that time.

<sup>5</sup> Therapeutic Indications (e.g., treatment, control, or prevention of a specific disease).

<sup>6</sup> There were fewer than three distinct sponsors (excluding 2013 through 2016 for the Not Medically Important category) marketing antimicrobial animal drugs with only production indications (i.e., with no therapeutic indications). To protect confidential business information these data cannot be independently reported and are, therefore, combined with the data for drugs with both production and therapeutic (production/therapeutic) indications.

\* The quantity reported in 2017 under the production indications category dropped to zero as a result of the implementation of GFI 213.

Applications that were formerly in the Production category were voluntarily withdrawn. Applications that were formerly in the Production/Therapeutic Indications category had production claims eliminated and were moved to the Therapeutic Only Indications category.

**Table 8a**

**Medically important<sup>1</sup> antimicrobial drugs approved for use in food-producing animals<sup>2</sup>  
Actively marketed in 2018  
Domestic sales and distribution data  
Reported by dispensing status**

<b>Dispensing Status</b>	<b>Annual Totals (kg)<sup>3</sup></b>	<b>% Total</b>
<i>OTC<sup>2,4,5</sup></i>	262,678	4%
<i>Rx<sup>2,6</sup></i>	1,863,632	31%
<i>Rx<sup>6</sup>/OTC<sup>2,4,7</sup></i>	47,245	1%
<i>VFD<sup>8</sup></i>	3,862,586	64%
<b><i>Total</i></b>	<b><i>6,036,140</i></b>	<b><i>100%</i></b>

<sup>1</sup> Guidance for Industry #213 states that all antimicrobial drugs and their associated classes listed in Appendix A of FDA’s Guidance for Industry #152 are considered “medically important” in human medical therapy.

<sup>2</sup> Includes antimicrobial drug applications that are approved and labeled for use in both food-producing animals (e.g., cattle and swine) and nonfood-producing animals (e.g., dogs and horses).

<sup>3</sup> kg = kilogram of active ingredient. Antimicrobial class includes drugs of different molecular weights, with some drugs labeled in different salt forms. Antimicrobials that are labeled in International Units (IU) (e.g., Penicillins) were converted to kg.

<sup>4</sup> OTC = Over-the-Counter. Approved animal drugs that are available without a prescription or veterinary feed directive.

<sup>5</sup> The implementation of GFI #213 was completed in January 2017; all affected medically important products transitioned from OTC to either Rx or VFD dispensing status at that time.

<sup>6</sup> Rx = Prescription. Approved animal drugs that require a prescription from a licensed veterinarian.

<sup>7</sup> Animal drugs that were approved with both a prescription and OTC dispensing status (Rx/OTC), with the approved drug being marketed with either a prescription label or an OTC label, depending upon the species and indication on the label.

<sup>8</sup> VFD = Veterinary Feed Directive. Approved animal drugs that are intended for use in or on animal feed and must be used under the professional supervision of a licensed veterinarian.

**Table 8b**

**Medically important<sup>1</sup> antimicrobial drugs approved for use in food-producing animals<sup>2</sup>  
Actively marketed 2009-2018  
Domestic sales and distribution data  
Reported by dispensing status**

Dispensing Status	2009 Annual Totals (kg) <sup>3</sup>	2010 Annual Totals (kg) <sup>3</sup>	2011 Annual Totals (kg) <sup>3</sup>	2012 Annual Totals (kg) <sup>3</sup>	2013 Annual Totals (kg) <sup>3</sup>	2014 Annual Totals (kg) <sup>3</sup>	2015 Annual Totals (kg) <sup>3</sup>	2016 Annual Totals (kg) <sup>3</sup>	2017 Annual Totals (kg) <sup>3</sup>	2018 Annual Totals (kg) <sup>3</sup>	% Change 2009 - 2018	% Change 2017 - 2018
OTC <sup>2,4,5</sup>	7,506,644	8,050,340	8,029,437	8,642,153	8,964,750	9,219,892	9,422,402	8,000,326	271,280*	262,678	-97%	-3%
Rx <sup>6</sup> /OTC <sup>2,4,7</sup>	44,117	47,901	50,205	54,968	54,942	48,489	56,363	60,705	57,269	47,245	7%	-18%
Rx <sup>6</sup> or VFD <sup>2,8,9</sup>	135,803	131,068	176,055	200,298	173,600	210,958	224,179	295,309	5,230,663*	5,726,218	4117%	9%
<b>Total</b>	<b>7,686,564</b>	<b>8,229,309</b>	<b>8,255,697</b>	<b>8,897,420</b>	<b>9,193,293</b>	<b>9,479,339</b>	<b>9,702,943</b>	<b>8,356,340</b>	<b>5,559,212</b>	<b>6,036,140</b>	<b>-21%</b>	<b>9%</b>

<sup>1</sup> Guidance for Industry #213 states that all antimicrobial drugs and their associated classes listed in Appendix A of FDA’s Guidance for Industry #152 are considered “medically important” in human medical therapy.

<sup>2</sup> Includes antimicrobial drug applications that are approved and labeled for use in both food-producing animals (e.g., cattle and swine) and nonfood-producing animals (e.g., dogs and horses).

<sup>3</sup> kg = kilogram of active ingredient. Antimicrobial class includes drugs of different molecular weights, with some drugs labeled in different salt forms. Antimicrobials that are labeled in International Units (IU) (e.g., Penicillins) were converted to kg.

<sup>4</sup> OTC = Over-the-Counter. Approved animal drugs that are available without a prescription or veterinary feed directive.

<sup>5</sup> The implementation of GFI #213 was completed in January 2017; all affected medically important products transitioned from OTC to either Rx or VFD dispensing status at that time.

\* The quantity reported in 2017 under the OTC category dropped sharply as a result of the implementation of GFI #213. Applications that were formerly in the OTC category moved to the Rx or VFD category.

<sup>6</sup> Rx = Prescription. Approved animal drugs that require a prescription from a licensed veterinarian.

<sup>7</sup> Animal drugs that were approved with both a prescription and OTC dispensing status (Rx/OTC), with the approved drug being marketed with either a prescription label or an OTC label, depending upon the species and indication on the label.

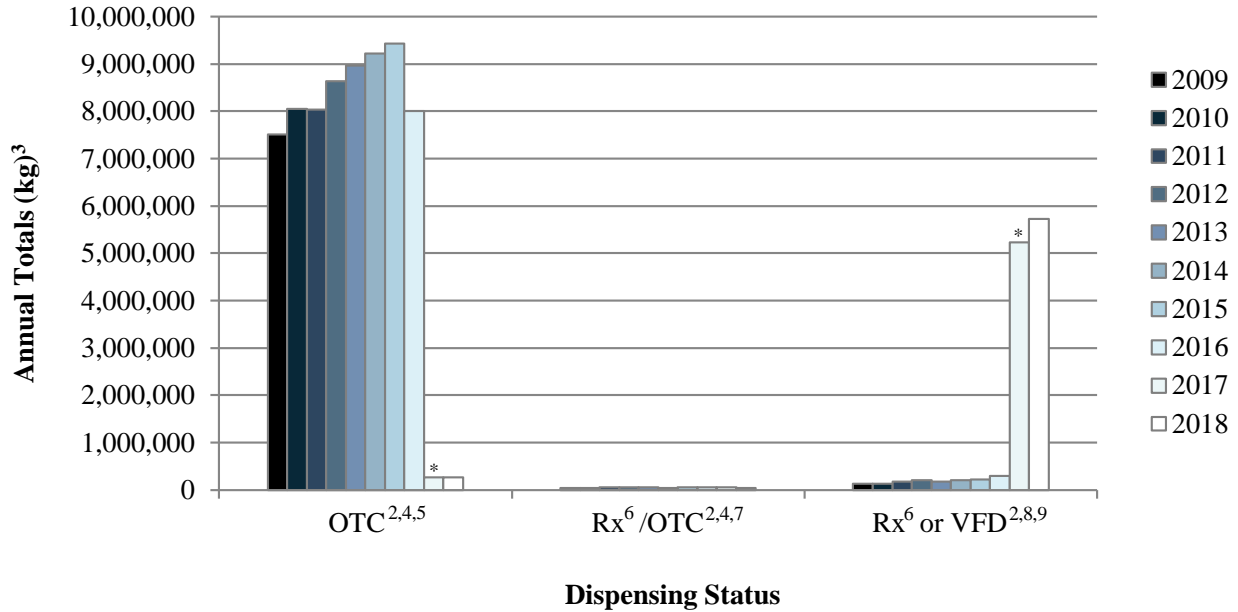
<sup>8</sup> VFD = Veterinary Feed Directive. Approved animal drugs that are intended for use in or on animal feed and must be used under the professional supervision of a licensed veterinarian.

<sup>9</sup> The Rx or VFD category includes four VFD products marketed by only two distinct sponsors; therefore, VFD products cannot be independently reported (excluding 2013 through 2018).



**Figure 8b**

**Medically important<sup>1</sup> antimicrobial drugs approved for use in food-producing animals<sup>2</sup>**  
 Actively marketed 2009-2018  
 Domestic sales and distribution data  
 Reported by dispensing status



<sup>1</sup> Guidance for Industry #213 states that all antimicrobial drugs and their associated classes listed in Appendix A of FDA’s Guidance for Industry #152 are considered “medically important” in human medical therapy.

<sup>2</sup> Includes antimicrobial drug applications that are approved and labeled for use in both food-producing animals (e.g., cattle and swine) and nonfood-producing animals (e.g., dogs and horses).

<sup>3</sup> kg = kilogram of active ingredient. Antimicrobial class includes drugs of different molecular weights, with some drugs labeled in different salt forms. Antimicrobials that are labeled in International Units (IU) (e.g., Penicillins) were converted to kg.

<sup>4</sup> OTC = Over-the-Counter. Approved animal drugs that are available without a prescription or veterinary feed directive.

<sup>5</sup> The implementation of GFI #213 was completed in January 2017; all affected medically important products transitioned from OTC to either Rx or VFD dispensing status at that time.

\* The quantity reported in 2017 under the OTC category dropped sharply as a result of the implementation of GFI #213. Applications that were formerly in the OTC category moved to the Rx or VFD category.

<sup>6</sup> Rx = Prescription. Approved animal drugs that require a prescription from a licensed veterinarian.

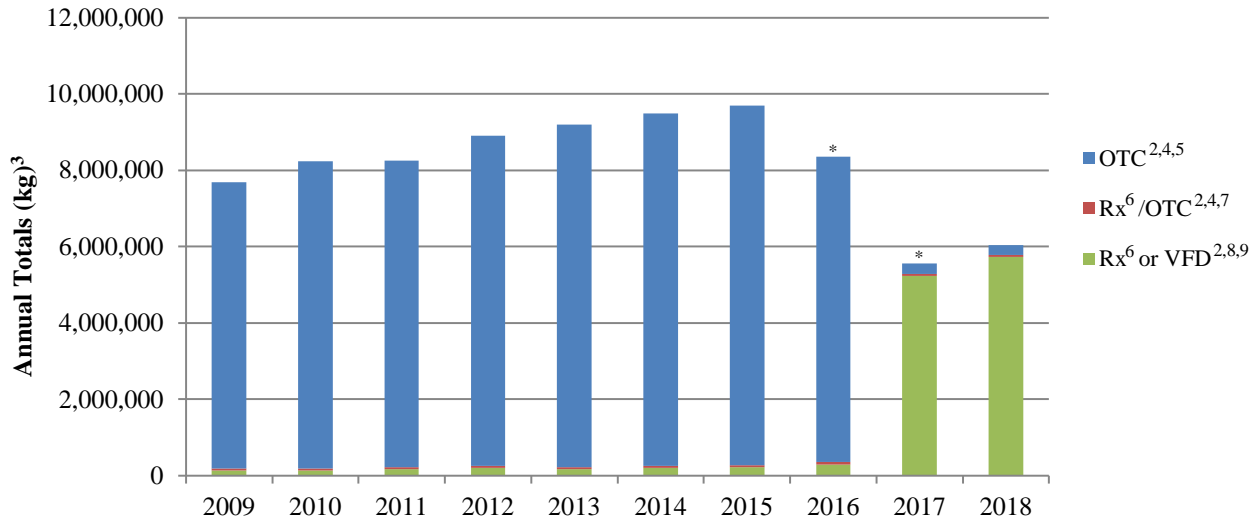
<sup>7</sup> Animal drugs that were approved with both a prescription and OTC dispensing status (Rx/OTC), with the approved drug being marketed with either a prescription label or an OTC label, depending upon the species and indication on the label.

<sup>8</sup> VFD = Veterinary Feed Directive. Approved animal drugs that are intended for use in or on animal feed and must be used under the professional supervision of a licensed veterinarian.

<sup>9</sup> The Rx or VFD category includes four VFD products marketed by only two distinct sponsors; therefore, VFD products cannot be independently reported (excluding 2013 through 2017).

**Figure 8c**

**Medically important<sup>1</sup> antimicrobial drugs approved for use in food-producing animals<sup>2</sup>**  
Actively marketed 2009-2018  
Domestic sales and distribution data  
Reported by dispensing status (combined annual totals)



<sup>1</sup> Guidance for Industry #213 states that all antimicrobial drugs and their associated classes listed in Appendix A of FDA’s Guidance for Industry #152 are considered “medically important” in human medical therapy.

<sup>2</sup> Includes antimicrobial drug applications that are approved and labeled for use in both food-producing animals (e.g., cattle and swine) and nonfood-producing animals (e.g., dogs and horses).

<sup>3</sup> kg = kilogram of active ingredient. Antimicrobial class includes drugs of different molecular weights, with some drugs labeled in different salt forms. Antimicrobials that are labeled in International Units (IU) (e.g., Penicillins) were converted to kg.

<sup>4</sup> OTC = Over-the-Counter. Approved animal drugs that are available without a prescription or veterinary feed directive.

<sup>5</sup> The implementation of GFI #213 was completed in January 2017; all affected medically important products transitioned from OTC to either Rx or VFD dispensing status at that time.

\* The quantity reported in 2017 under the OTC category dropped sharply as a result of the implementation of GFI 213. Applications that were formerly in the OTC category moved to the Rx or VFD category.

<sup>6</sup> Rx = Prescription. Approved animal drugs that require a prescription from a licensed veterinarian.

<sup>7</sup> Animal drugs that were approved with both a prescription and OTC dispensing status (Rx/OTC), with the approved drug being marketed with either a prescription label or an OTC label, depending upon the species and indication on the label.

<sup>8</sup> VFD = Veterinary Feed Directive. Approved animal drugs that are intended for use in or on animal feed and must be used under the professional supervision of a licensed veterinarian.

<sup>9</sup> The Rx or VFD category includes four VFD products marketed by only two distinct sponsors; therefore, VFD products cannot be independently reported (excluding 2013 through 2017).

**Table 9a**

**Medically important<sup>1</sup> antimicrobial drugs approved for use in food-producing animals<sup>2</sup>  
 Actively marketed in 2018  
 Domestic sales and distribution data  
 Reported by route of administration and drug class**

<b>Route</b>	<b>Drug Class</b>	<b>Annual Total (kg)<sup>3</sup></b>	<b>% Total</b>
<b>Feed</b>	<i>Sulfas</i>	28,838	<1%
	<i>Tetracyclines<sup>2</sup></i>	3,282,091	54%
	<i>Other Drugs<sup>4</sup></i>	551,656	9%
<b>Water</b>	<i>Aminoglycosides</i>	208,669	3%
	<i>Lincosamides</i>	63,249	1%
	<i>Penicillins</i>	599,409	10%
	<i>Sulfas</i>	158,257	3%
	<i>Tetracyclines</i>	609,430	10%
	<i>Other Drug<sup>5</sup></i>	75,881	1%
<b>Other Routes<sup>6</sup></b>	<i>Cephalosporins<sup>2</sup></i>	31,448	1%
	<i>Sulfas</i>	91,467	2%
	<i>Tetracyclines<sup>2</sup></i>	82,657	1%
	<i>Other Drugs<sup>2,7</sup></i>	253,087	4%
	<b>Total</b>	<b>6,036,140</b>	<b>100%</b>

<sup>1</sup> Guidance for Industry #213 states that all antimicrobial drugs and their associated classes listed in Appendix A of FDA's Guidance for Industry #152 are considered "medically important" in human medical therapy.

<sup>2</sup> Includes antimicrobial drug applications that are approved and labeled for use in both food-producing animals (e.g., cattle and swine) and nonfood-producing animals (e.g., dogs and horses).

<sup>3</sup> kg = kilogram of active ingredient. Antimicrobial class includes drugs of different molecular weights, with some drugs labeled in different salt forms. Antimicrobials that are labeled in International Units (IU) (e.g., Penicillins) were converted to kg.

<sup>4</sup> This category includes the following: Aminoglycosides, Amphenicols, Diaminopyrimidines, Lincosamides, Macrolides, and Streptogramins.

<sup>5</sup> This category includes the following: Amphenicols and Macrolides.

<sup>6</sup> This category includes the following: Injection, Intramammary, Oral (excluding administration by means of feed or water), and Topical.

<sup>7</sup> This category includes the following: Aminoglycosides, Amphenicols, Fluoroquinolones, Lincosamides, Macrolides, Penicillins, and Polymyxins.

**Table 9b**

**Medically important<sup>1</sup> antimicrobial drugs approved for use in food-producing animals<sup>2</sup>**  
**Actively marketed 2009-2018**  
**Domestic sales and distribution data**  
**Reported by route of administration and drug class**

Route	Drug Class	2009 Annual Total (kg) <sup>3</sup>	2010 Annual Total (kg) <sup>3</sup>	2011 Annual Total (kg) <sup>3</sup>	2012 Annual Total (kg) <sup>3</sup>	2013 Annual Total (kg) <sup>3</sup>	2014 Annual Total (kg) <sup>3</sup>	2015 Annual Total (kg) <sup>3</sup>	2016 Annual Total (kg) <sup>3</sup>	2017 Annual Total (kg) <sup>3</sup>	2018 Annual Total (kg) <sup>3</sup>	% Change 2009 - 2018	% Change 2017 - 2018
<b>Feed</b>	<i>Sulfas</i>	113,658	109,983	105,400	90,972	90,723	103,243	98,831	77,217	21,871	28,838	-75%	32%
	<i>Tetracyclines</i> <sup>2</sup>	4,594,714	4,921,071	4,848,946	5,085,178	5,699,364	5,811,961	6,033,388	5,109,033	2,819,727	3,282,091	-29%	16%
	<i>Other Drugs</i> <sup>4</sup>	978,711	926,695	979,093	1,074,620	1,043,439	1,065,893	1,007,634	796,102	590,775	551,656	-44%	-7%
<b>Water</b>	<i>Aminoglycosides</i>	140,652	153,907	162,672	195,043	198,247	198,505	223,139	233,668	188,684	208,669	48%	11%
	<i>Lincosamides</i>	25,033	41,186	66,510	72,187	88,709	100,057	90,086	57,085	63,959	63,249	153%	-1%
	<i>Penicillins</i>	448,166	630,946	650,220	753,510	672,131	740,929	793,018	700,779	559,589	599,409	34%	7%
	<i>Sulfas</i>	265,873	289,529	145,972	283,909	192,995	239,582	154,529	199,201	152,432	158,257	-40%	4%
	<i>Tetracyclines</i>	574,408	582,660	710,403	782,959	719,529	712,026	762,411	663,602	625,568	609,430	6%	-3%
	<i>Other Drugs</i> <sup>5</sup>	12,916	17,529	21,909	26,233	27,637	49,822	49,374	64,780	65,179	75,881	487%	16%
<b>Other Routes<sup>6</sup></b>	<i>Cephalosporins</i> <sup>2</sup>	20,145	24,588	26,611	27,654	28,337	31,722	32,254	31,010	29,369	31,448	56%	7%
	<i>Fluoroquinolones</i>	*	*	*	*	15,099	17,220	20,063	18,502	22,904	23,350	**	2%
	<i>Tetracyclines</i> <sup>2</sup>	91,874	98,551	93,506	86,224	95,887	80,211	85,732	88,553	90,406	82,657	-10%	-9%
	<i>Other Drugs</i> <sup>2,7</sup>	420,414	432,665	444,456	418,933	321,196	328,168	352,485	316,809	328,749	321,205	-24%	-2%
	<b>Total</b>	<b>7,686,564</b>	<b>8,229,309</b>	<b>8,255,697</b>	<b>8,897,420</b>	<b>9,193,293</b>	<b>9,479,339</b>	<b>9,702,943</b>	<b>8,356,340</b>	<b>5,559,212</b>	<b>6,036,140</b>	<b>-21%</b>	<b>9%</b>

<sup>1</sup> Guidance for Industry #213 states that all antimicrobial drugs and their associated classes listed in Appendix A of FDA's Guidance for Industry #152 are considered "medically important" in human medical therapy.

<sup>2</sup> Includes antimicrobial drug applications that are approved and labeled for use in both food-producing animals (e.g., cattle and swine) and nonfood-producing animals (e.g., dogs and horses).

<sup>3</sup> kg = kilogram of active ingredient. Antimicrobial class includes drugs of different molecular weights, with some drugs labeled in different salt forms. Antimicrobials that are labeled in International Units (IU) (e.g., Penicillins) were converted to kg.

<sup>4</sup> This category includes the following: Aminoglycosides, Amphenicols, Diaminopyrimidines, Lincosamides, Macrolides, Penicillins (excluding 2017 and 2018), and Streptogramins.

<sup>5</sup> This category includes the following: Amphenicols (excluding 2013 and 2016) and Macrolides.

\* Not reported because there were fewer than three distinct sponsors actively marketing products domestically.

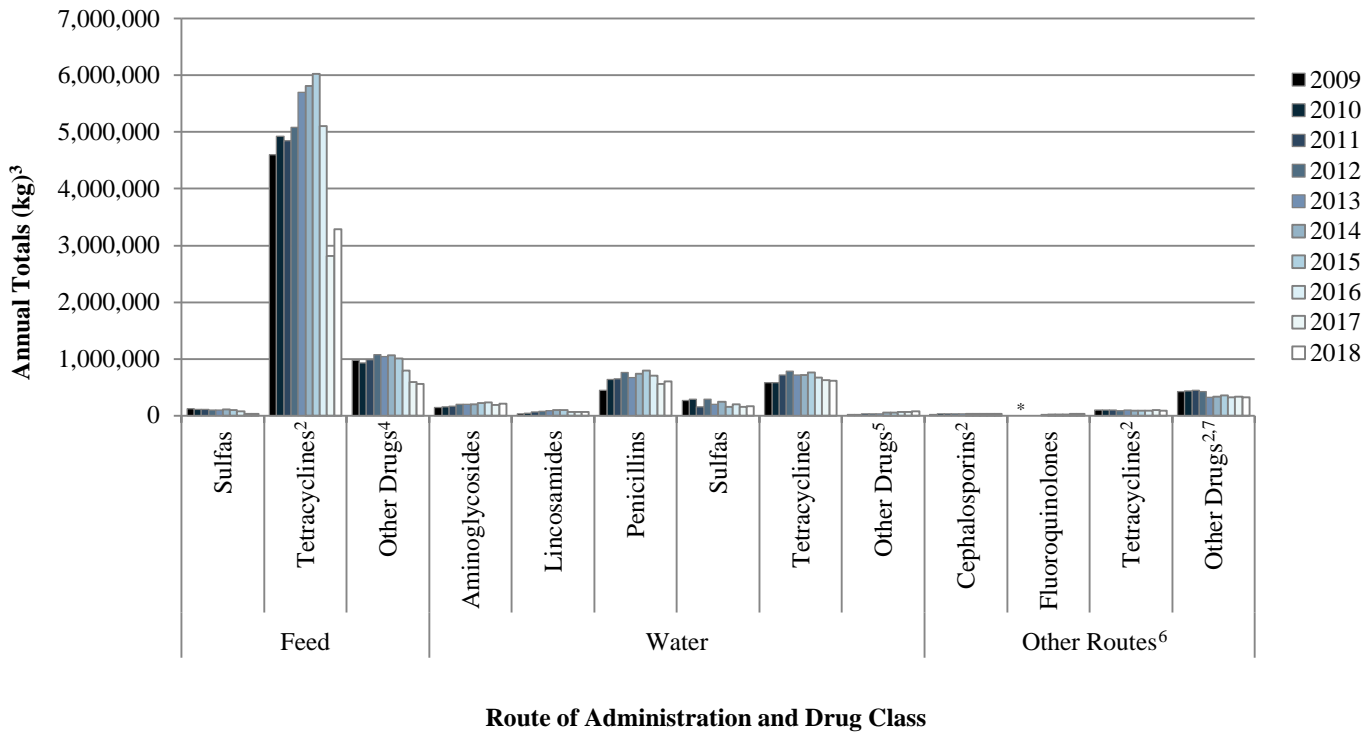
\*\* Not reported because there were fewer than three distinct sponsors actively marketing products domestically 2009 through 2012.

<sup>6</sup> This category includes the following: Injection, Intramammary, Oral (excluding administration by means of feed or water), and Topical (excluding 2012 and 2013).

<sup>7</sup> This category includes the following: Aminoglycosides, Amphenicols, Fluoroquinolones (excluding 2013 through 2018), Lincosamides, Macrolides, Penicillins, Polymyxins (excluding 2012 and 2013), and Sulfonamides.

**Figure 9b**

**Medically important<sup>1</sup> antimicrobial drugs approved for use in food-producing animals<sup>2</sup>**  
**Actively marketed 2009-2018**  
**Domestic sales and distribution data**  
**Reported by route of administration and drug class**



<sup>1</sup> Guidance for Industry #213 states that all antimicrobial drugs and their associated classes listed in Appendix A of FDA’s Guidance for Industry #152 are considered “medically important” in human medical therapy.

<sup>2</sup> Includes antimicrobial drug applications that are approved and labeled for use in both food-producing animals (e.g., cattle and swine) and nonfood-producing animals (e.g., dogs and horses).

<sup>3</sup> kg = kilogram of active ingredient. Antimicrobial class includes drugs of different molecular weights, with some drugs labeled in different salt forms. Antimicrobials that are labeled in International Units (IU) (e.g., Penicillins) were converted to kg.

<sup>4</sup> This category includes the following: Aminoglycosides, Amphenicols, Diaminopyrimidines, Lincosamides, Macrolides, Penicillins (excluding 2017), and Streptogramins.

<sup>5</sup> This category includes the following: Amphenicols (excluding 2013 and 2016) and Macrolides.

\* Not reported because there were fewer than three distinct sponsors actively marketing products domestically.

<sup>6</sup> This category includes the following: Injection, Intramammary, Oral (excluding administration by means of feed or water), and Topical (excluding 2012 and 2013).

<sup>7</sup> This category includes the following: Aminoglycosides, Amphenicols, Fluoroquinolones (excluding 2013 through 2017), Lincosamides, Macrolides, Penicillins, Polymyxins (excluding 2012 and 2013), and Sulfonamides.

**IV. Data on antimicrobial drugs that are not medically important**

**Table 10a**

**Not medically important<sup>1</sup>** antimicrobial drugs approved for use in food-producing animals  
Actively marketed in 2018  
Domestic sales and distribution data  
Reported by species-specific estimated sales

<b>Species</b>	<b>Estimated Annual Totals (kg)<sup>2</sup></b>	<b>% Total</b>
<i>Cattle</i>	3,376,063	61%
<i>Swine</i>	414,170	7%
<i>Chicken</i>	1,401,759	25%
<i>Turkey</i>	335,826	6%
<i>Other<sup>3</sup></i>	2,965	<1%
<b>Total</b>	<b>5,530,784</b>	<b>100%</b>

<sup>1</sup> Not Medically Important refers to any antimicrobial class not listed in Appendix A of FDA's Guidance for Industry #152.

<sup>2</sup> kg = kilogram of active ingredient. Antimicrobial class includes drugs of different molecular weights, with some drugs labeled in different salt forms. Antimicrobials that are labeled in International Units (IU) (e.g., Penicillins) were converted to kg.

<sup>3</sup> The Other category includes estimates of product sales intended for use in (1) species listed on the approved label other than cattle, swine, chickens, and turkeys, including nonfood-producing animal species (e.g., dogs and horses) and minor food-producing species (e.g., fish); (2) other species not listed on the approved label; and (3) unknown uses.

**Table 10b**

**Not medically important<sup>1</sup>** antimicrobial drugs approved for use in food-producing animals  
Actively marketed 2016-2018  
Domestic sales and distribution data  
Reported by species-specific estimated sales

<b>Species</b>	<b>2016 Estimated Annual Totals (kg)<sup>2</sup></b>	<b>2017 Estimated Annual Totals (kg)<sup>2</sup></b>	<b>2018 Estimated Annual Totals (kg)<sup>2</sup></b>	<b>% Change 2016 - 2018</b>	<b>% Change 2017 - 2018</b>
<i>Cattle</i>	3,164,626	3,139,331	3,376,063	7%	8%
<i>Swine</i>	425,568	395,994	414,170	-3%	5%
<i>Chicken</i>	1,700,124	1,477,197	1,401,759	-18%	-5%
<i>Turkey</i>	379,478	358,774	335,826	-12%	-6%
<i>Other<sup>3</sup></i>	0	2,860	2,965	*	4%
<b>Total</b>	<b>5,669,796</b>	<b>5,374,156</b>	<b>5,530,784</b>	<b>-2%</b>	<b>3%</b>

<sup>1</sup> Not Medically Important refers to any antimicrobial class not listed in Appendix A of FDA's Guidance for Industry #152.

<sup>2</sup> kg = kilogram of active ingredient. Antimicrobial class includes drugs of different molecular weights, with some drugs labeled in different salt forms. Antimicrobials that are labeled in International Units (IU) (e.g., Penicillins) were converted to kg.

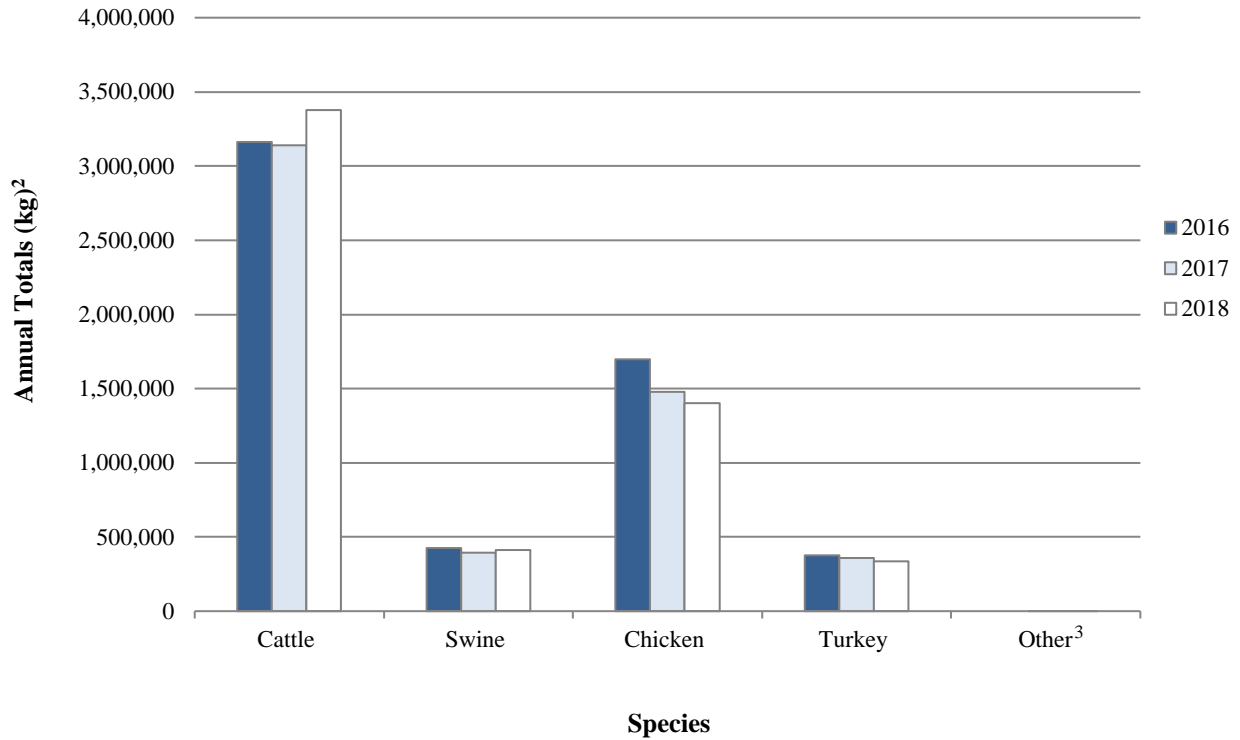
<sup>3</sup> The Other category includes estimates of product sales intended for use in (1) species listed on the approved label other than cattle, swine, chickens, and turkeys, including nonfood-producing animal species (e.g., dogs and horses) and minor food-producing species (e.g., fish); (2) other species not listed on the approved label; and (3) unknown uses.

\* Cannot divide by zero.



**Figure 10b**

**Not medically important<sup>1</sup>** antimicrobial drugs approved for use in food-producing animals  
Actively marketed in 2018  
Domestic sales and distribution data  
Reported by species-specific estimated sales



<sup>1</sup> Not Medically Important refers to any antimicrobial class not listed in Appendix A of FDA's Guidance for Industry #152.

<sup>2</sup> kg = kilogram of active ingredient. Antimicrobial class includes drugs of different molecular weights, with some drugs labeled in different salt forms. Antimicrobials that are labeled in International Units (IU) (e.g., Penicillins) were converted to kg.

<sup>3</sup> The Other category includes estimates of product sales intended for use in (1) species listed on the approved label other than cattle, swine, chickens, and turkeys, including nonfood-producing animal species (e.g., dogs and horses) and minor food-producing species (e.g., fish); (2) other species not listed on the approved label; and (3) unknown uses.

**Table 11a**

**Not medically important<sup>1</sup>** antimicrobial drugs approved for use in food-producing animals  
Actively marketed 2009-2018  
Domestic sales and distribution data  
Reported by route of administration

Route	2009 Annual Totals (kg) <sup>2</sup>	2010 Annual Totals (kg) <sup>2</sup>	2011 Annual Totals (kg) <sup>2</sup>	2012 Annual Totals (kg) <sup>2</sup>	2013 Annual Totals (kg) <sup>2</sup>	2014 Annual Totals (kg) <sup>2</sup>	2015 Annual Totals (kg) <sup>2</sup>	2016 Annual Totals (kg) <sup>2</sup>	2017 Annual Totals (kg) <sup>2</sup>	2018 Annual Totals (kg) <sup>2</sup>	% Change 2009 - 2018	% Change 2017 - 2018
<i>All Routes<sup>3</sup></i>	4,900,893	5,057,788	5,313,340	5,725,327	5,591,752	5,882,221	5,874,997	5,669,796	5,374,156	5,530,784	13%	3%

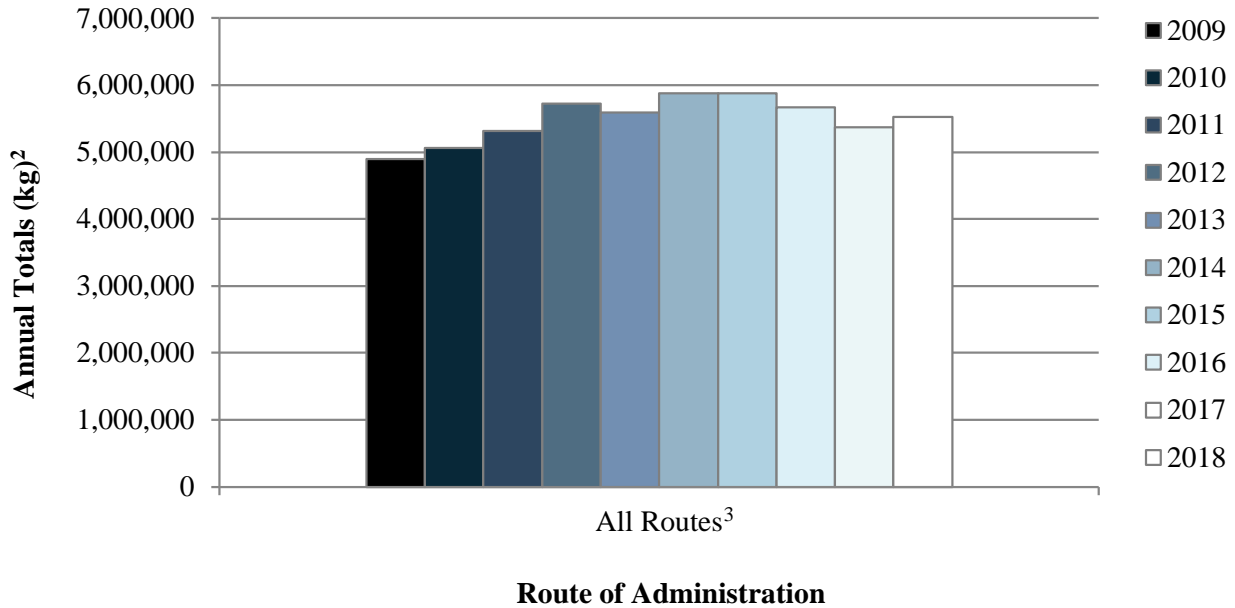
<sup>1</sup> Not Medically Important refers to any antimicrobial class not listed in Appendix A of FDA's Guidance for Industry #152.

<sup>2</sup> kg = kilogram of active ingredient. Antimicrobials that were reported in International Units (IU) (e.g., Penicillins) were converted to kg. Antimicrobial class includes drugs of different molecular weights, with some drugs reported in different salt forms.

<sup>3</sup> This category includes the following: Feed, Intramammary, and Water. To protect confidential business information, the routes of administration for the Not Medically Important antimicrobial drugs are not separately presented.

**Figure 11a**

**Not medically important**<sup>1</sup> antimicrobial drugs approved for use in food-producing animals  
Actively marketed 2009-2018  
Domestic sales and distribution data  
Reported by route of administration



<sup>1</sup> Not Medically Important refers to any antimicrobial class not listed in Appendix A of FDA's Guidance for Industry #152.

<sup>2</sup> kg = kilogram of active ingredient. Antimicrobials that were reported in International Units (IU) (e.g., Penicillins) were converted to kg. Antimicrobial class includes drugs of different molecular weights, with some drugs reported in different salt forms.

<sup>3</sup> This category includes the following: Feed, Intramammary, and Water. To protect confidential business information, the routes of administration for the Not Medically Important antimicrobial drugs are not separately presented.

**Table 12a**

**Not medically important<sup>1</sup>** antimicrobial drugs approved for use in food-producing animals  
Actively marketed in 2018  
Domestic sales and distribution data  
Reported by indications

<b>Indications</b>	<b>Annual Totals (kg)<sup>2</sup></b>	<b>% Total</b>
<i>Production Indications Only<sup>3</sup></i>	98,411	2%
<i>Production/Therapeutic<sup>4</sup> Indications</i>	4,355,554	79%
<i>Therapeutic Indications Only<sup>5</sup></i>	1,076,819	19%
<b>Total</b>	<b>5,530,784</b>	<b>100%</b>

<sup>1</sup> Not Medically Important refers to any antimicrobial class not listed in Appendix A of FDA's Guidance for Industry #152.

<sup>2</sup> kg = kilogram of active ingredient. Antimicrobial class includes drugs of different molecular weights, with some drugs labeled in different salt forms. Antimicrobials that are labeled in International Units (IU) (e.g., Penicillins) were converted to kg.

<sup>3</sup> Production Indications (e.g., increased rate of weight gain or improved feed efficiency).

<sup>4</sup> Therapeutic Indications (e.g., treatment, control, or prevention of a specific disease).

**Table 12b**

**Not medically important<sup>1</sup> antimicrobial drugs approved for use in food-producing animals  
Actively marketed 2009-2018  
Domestic sales and distribution data  
Reported by indications**

<b>Indications</b>	<b>2009 Annual Totals (kg)<sup>2</sup></b>	<b>2010 Annual Totals (kg)<sup>2</sup></b>	<b>2011 Annual Totals (kg)<sup>2</sup></b>	<b>2012 Annual Totals (kg)<sup>2</sup></b>	<b>2013 Annual Totals (kg)<sup>2</sup></b>	<b>2014 Annual Totals (kg)<sup>2</sup></b>	<b>2015 Annual Totals (kg)<sup>2</sup></b>	<b>2016 Annual Totals (kg)<sup>2</sup></b>	<b>2017 Annual Totals (kg)<sup>2</sup></b>	<b>2018 Annual Totals (kg)<sup>2</sup></b>	<b>% Change 2009 - 2018</b>	<b>% Change 2017 - 2018</b>
<i>Production<sup>3</sup> or Production/Therapeutic<sup>4</sup> Indications<sup>5</sup></i>	3,562,501	3,622,315	3,790,628	3,972,057	3,900,298	4,259,148	4,329,598	4,350,075	4,229,651	4,453,964	25%	5%
<i>Therapeutic Indications Only<sup>4</sup></i>	1,338,391	1,435,473	1,522,712	1,753,270	1,691,454	1,623,073	1,545,399	1,319,721	1,144,504	1,076,819	-20%	-6%
<b>Total</b>	<b>4,900,893</b>	<b>5,057,788</b>	<b>5,313,340</b>	<b>5,725,327</b>	<b>5,591,752</b>	<b>5,882,221</b>	<b>5,874,997</b>	<b>5,669,796</b>	<b>5,374,156</b>	<b>5,530,784</b>	<b>13%</b>	<b>3%</b>

<sup>1</sup> Not Medically Important refers to any antimicrobial class not listed in Appendix A of FDA's Guidance for Industry #152.

<sup>2</sup> kg = kilogram of active ingredient. Antimicrobial class includes drugs of different molecular weights, with some drugs labeled in different salt forms. Antimicrobials that are labeled in International Units (IU) (e.g., Penicillins) were converted to kg.

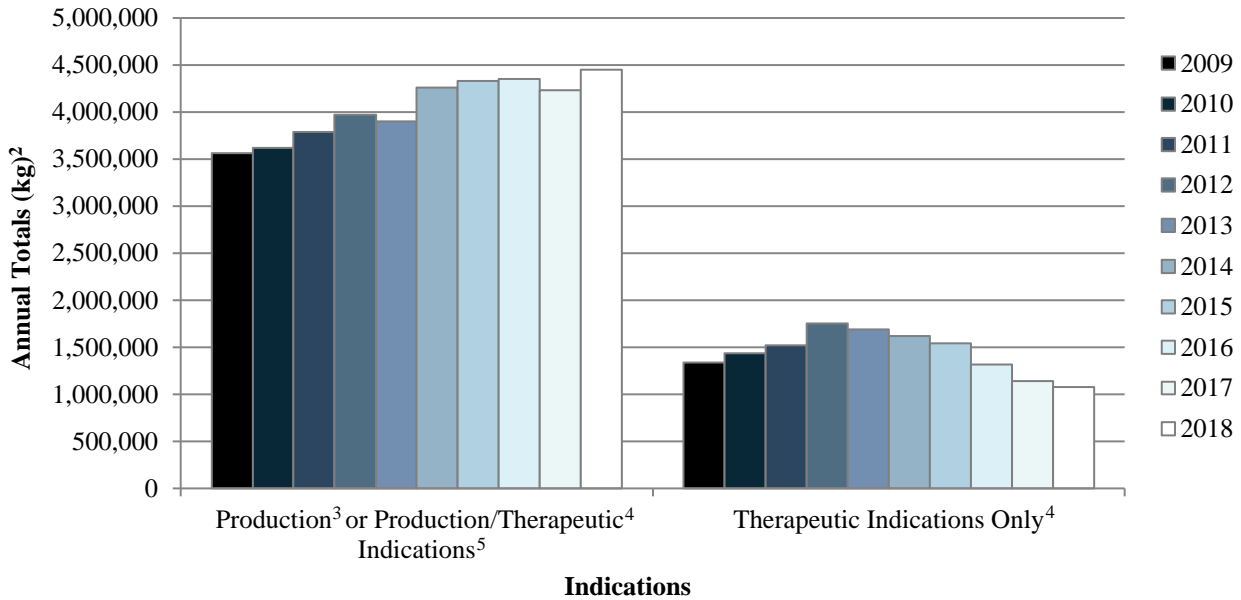
<sup>3</sup> Production Indications (e.g., increased rate of weight gain or improved feed efficiency).

<sup>4</sup> Therapeutic Indications (e.g., treatment, control, or prevention of a specific disease).

<sup>5</sup> There were fewer than three distinct sponsors (excluding 2012 through 2018 for the Not Medically Important category) marketing antimicrobial animal drugs with only production indications (i.e., with no therapeutic indications). To protect confidential business information these data cannot be independently reported and are, therefore, combined with the data for drugs with both production and therapeutic (production/therapeutic) indications.

**Figure 12b**

**Not medically important<sup>1</sup> antimicrobial drugs approved for use in food-producing animals<sup>2</sup>  
Actively marketed 2009-2018  
Domestic sales and distribution data  
Reported by indications**



<sup>1</sup> Not Medically Important refers to any antimicrobial class not listed in Appendix A of FDA's Guidance for Industry #152.

<sup>2</sup> kg = kilogram of active ingredient. Antimicrobial class includes drugs of different molecular weights, with some drugs labeled in different salt forms. Antimicrobials that are labeled in International Units (IU) (e.g., Penicillins) were converted to kg.

<sup>3</sup> Production Indications (e.g., increased rate of weight gain or improved feed efficiency).

<sup>4</sup> Therapeutic Indications (e.g., treatment, control, or prevention of a specific disease).

<sup>5</sup> There were fewer than three distinct sponsors (excluding 2012 through 2018 for the Not Medically Important category) marketing antimicrobial animal drugs with only production indications (i.e., with no therapeutic indications). To protect confidential business information these data cannot be independently reported and are, therefore, combined with the data for drugs with both production and therapeutic (production/therapeutic) indications.

**Table 13a**

**Not medically important<sup>1</sup>** antimicrobial drugs approved for use in food-producing animals  
Actively marketed 2009-2018  
Domestic sales and distribution data  
Reported by dispensing status

Dispensing Status	2009 Annual Totals (kg) <sup>2</sup>	2010 Annual Totals (kg) <sup>2</sup>	2011 Annual Totals (kg) <sup>2</sup>	2012 Annual Totals (kg) <sup>2</sup>	2013 Annual Totals (kg) <sup>2</sup>	2014 Annual Totals (kg) <sup>2</sup>	2015 Annual Totals (kg) <sup>2</sup>	2016 Annual Totals (kg) <sup>2</sup>	2017 Annual Totals (kg) <sup>2</sup>	2018 Annual Totals (kg) <sup>2</sup>	% Change 2009 - 2018	% Change 2017 - 2018
<i>All Dispensing Statuses<sup>3</sup></i>	4,900,893	5,057,788	5,313,340	5,725,327	5,591,752	5,882,221	5,874,997	5,669,796	5,374,156	5,530,784	13%	3%

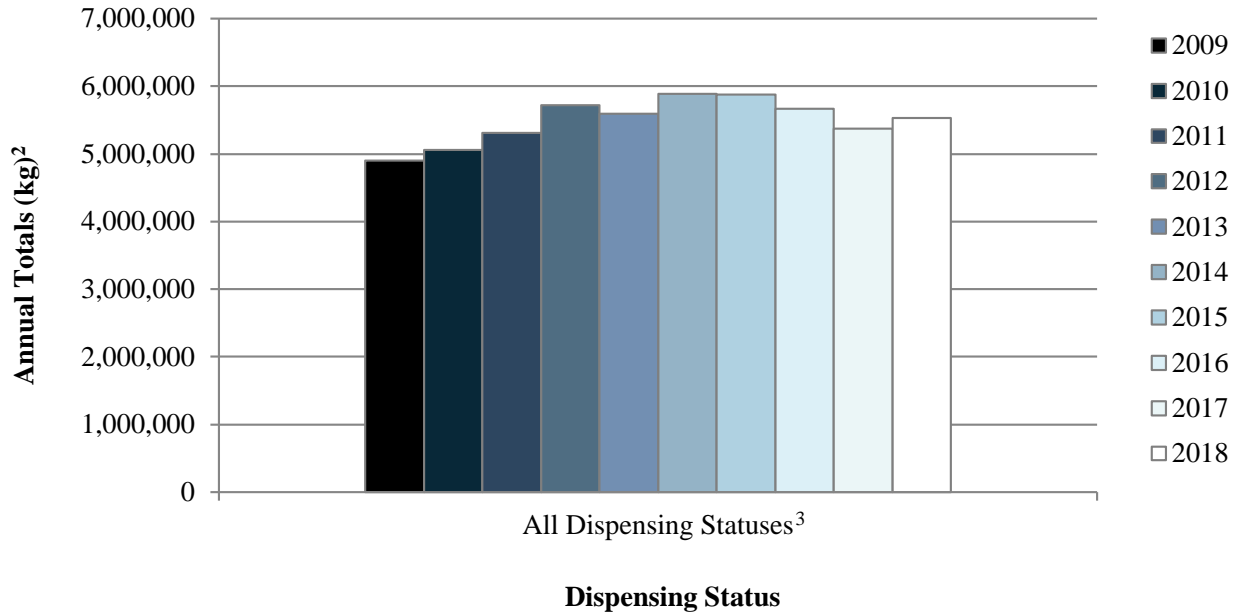
<sup>1</sup> Not Medically Important refers to any antimicrobial class not listed in Appendix A of FDA's Guidance for Industry #152.

<sup>2</sup> kg = kilogram of active ingredient. Antimicrobials that were reported in International Units (IU) (e.g., Penicillins) were converted to kg. Antimicrobial class includes drugs of different molecular weights, with some drugs reported in different salt forms.

<sup>3</sup> The All Dispensing Statuses category includes the following: OTC, Rx/OTC, and VFD.

**Figure 13a**

**Not medically important**<sup>1</sup> antimicrobial drugs approved for use in food-producing animals  
Actively marketed 2009-2018  
Domestic sales and distribution data  
Reported by dispensing status



<sup>1</sup> Not Medically Important refers to any antimicrobial class not listed in Appendix A of FDA's Guidance for Industry #152.

<sup>2</sup> kg = kilogram of active ingredient. Antimicrobials that were reported in International Units (IU) (e.g., Penicillins) were converted to kg. Antimicrobial class includes drugs of different molecular weights, with some drugs reported in different salt forms.

<sup>3</sup> The All Dispensing Statuses category includes the following: OTC, Rx/OTC, and VFD.



## References

- **FDA Webpage on Antimicrobial Resistance**
  - <https://www.fda.gov/animal-veterinary/safety-health/antimicrobial-resistance>
- **FDA/CVM Webpage on Antimicrobial Resistance**
  - <https://www.fda.gov/animal-veterinary/antimicrobial-resistance/national-antimicrobial-resistance-monitoring-system>
- **FDA/CVM Webpage on the National Antimicrobial Resistance Monitoring System (NARMS)**
  - <https://www.fda.gov/animal-veterinary/antimicrobial-resistance/national-antimicrobial-resistance-monitoring-system>
- **FDA/CVM Webpage on Judicious Use of Antimicrobials**
  - <https://www.fda.gov/animal-veterinary/antimicrobial-resistance/judicious-use-antimicrobials>
- **FDA/CDER Webpage on Antimicrobial Resistance**
  - <https://www.fda.gov/drugs/information-drug-class/antimicrobial-resistance-information-consumers-and-health-professionals>
- **FDA Guidance for Industry #152**
  - “Evaluating the Safety of Antimicrobial New Animal Drugs with Regard to Their Microbiological Effects on Bacteria of Human Health Concern”
  - <https://www.fda.gov/regulatory-information/search-fda-guidance-documents/cvm-gfi-152-evaluating-safety-antimicrobial-new-animal-drugs-regard-their-microbiological-effects>
- **FDA Guidance for Industry #209**
  - “The Judicious Use of Medically Important Antimicrobial Drugs in Food-Producing Animals”
  - <https://www.fda.gov/regulatory-information/search-fda-guidance-documents/cvm-gfi-209-judicious-use-medically-important-antimicrobial-drugs-food-producing-animals>
- **FDA Guidance for Industry #213**
  - “New Animal Drugs and New Animal Drug Combination Products Administered in or on Medicated Feed or Drinking Water of Food-Producing Animals: Recommendations for Drug Sponsors for Voluntarily Aligning Product Use Conditions with GFI #209”
  - <https://www.fda.gov/regulatory-information/search-fda-guidance-documents/cvm-gfi-213-new-animal-drugs-and-new-animal-drug-combination-products-administered-or-medicated-feed>
- **FDA Final Rule on Antimicrobial Animal Drug Sales and Distribution Reporting**
  - <https://www.federalregister.gov/documents/2016/05/11/2016-11082/antimicrobial-animal-drug-sales-and-distribution-reporting>
- **FDA Proposed Rule on Antimicrobial Animal Drug Sales and Distribution Reporting**
  - <https://www.federalregister.gov/documents/2015/05/20/2015-12081/antimicrobial-animal-drug-sales-and-distribution-reporting>