

URGENT: Important Safety Information

Subject: Notice of New Special Handling Instructions due to Potential for Cracked Needle Hubs and Particulate in Multiple Carpuject™ Luer Lock Glass Syringe Products

Dear Health Care Provider,

Hospira, a Pfizer company (Hospira) is issuing this Important Safety Information Letter to alert Health Care Providers to the potential of cracked needle hubs and particulate in multiple products manufactured in the **Carpuject™ Luer Lock Glass Syringe Products** (“Carpuject syringe”) currently in your control listed in Table 1.

Table 1. Impacted Carpuject Products

Product Description	Presentation	NDC Number
Heparin Sodium Injection, USP (Preservative Free)	5,000 USP Heparin Units/0.5 mL Carpuject™ Luer Lock Glass Syringe	0409-1316-32
Hydromorphone Hydrochloride Injection, USP, CII	1 mg/mL Carpuject™ Luer Lock Glass Syringe	0409-1283-31
	2 mg/mL Carpuject™ Luer Lock Glass Syringe	0409-1312-30
Labetalol Hydrochloride Injection, USP	20 mg/4 mL Carpuject™ Luer Lock Glass Syringe	0409-2339-34
Lorazepam Injection, USP, CIV	2 mg/mL Carpuject™ Luer Lock Glass Syringe	0409-1985-30
Morphine Sulfate Injection, USP, CII (Preservative and Antioxidant Free)	2 mg/mL Carpuject™ Luer Lock Glass Syringe	0409-1890-01

In order to minimize the potential risk of adverse events with these products, special handling directions described below are required prior to administering the affected products to patients. To help alleviate the critical drug shortage of these products, Hospira has evaluated product lots in its control and, in coordination with FDA, is releasing the impacted lots listed in Appendix 1.

Special handling instructions in this letter only apply to Carpuject lots described in Appendix 1. All other Carpuject lots may be administered following routine procedures.

Please ensure your staff and any provider in your institution who may be involved in the administration of the products in Table 1 receives a copy of this letter and specifically reviews the special handling directions in the Directions for Health Care Provider section below.

Cracked needle hubs and particulate were identified either during routine inspection or during routine quality checks of products in the Carpuject syringe. Although the probability of cracked needle hubs and/or particulate is low, all production lots and component receivers within site control were placed on hold, stopping the release of products in the Carpuject syringe.

The root cause of the cracked needle hubs and particulate has been identified, and corrective and preventative actions are now in place.

Figure 1. Magnification of Cracked Needle Hubs





Figure 2. Magnification of Potential Particulate



Potential Safety Risk of Adverse Events

For Carpuject product lots impacted, a damaged needle hub assembly has the potential to impact the sterile pathway during product delivery. The potential for patient exposure occurs through the use of the split Luer Lock II hub assembly.

With intravenous injection, injected particulate matter may result acutely in local inflammation or phlebitis. It may also lead to micro-embolic effects in other tissue, most commonly the lungs. If extensive, this can result in chest pain or respiratory symptoms. Chronically, following sequestration, granuloma formation is possible.

Subcutaneous or intramuscular injection of particulate may result in local inflammation or tissue injury.

Directions for Wholesalers/Distributors

If you have distributed the product listed in this Dear Health Care Provider (DHCP) letter, please notify your impacted accounts of this Important Safety Information notification.

Directions for Health Care Provider

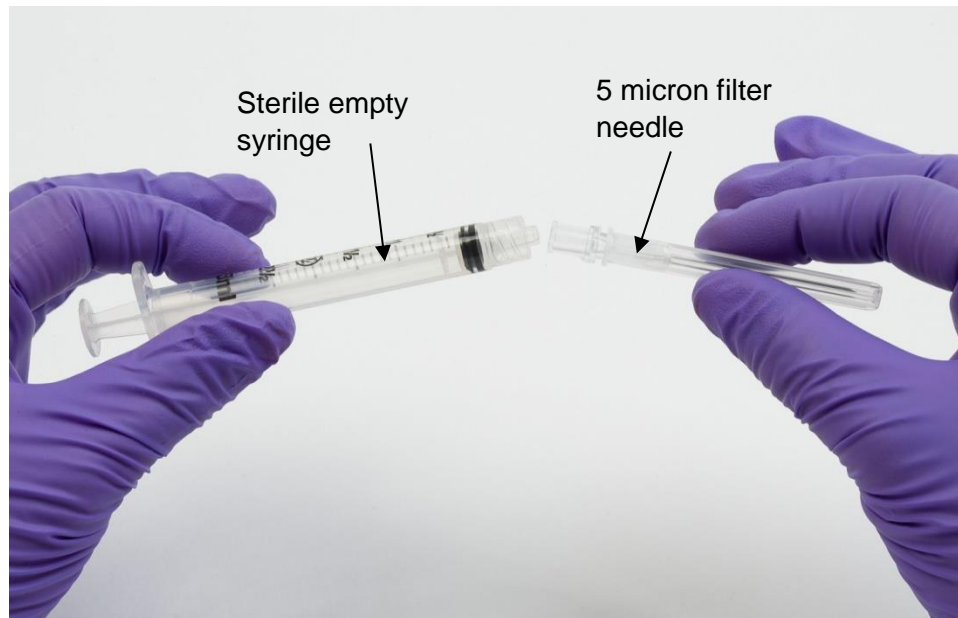
After opening the carton or box, visually inspect the cartridge to confirm there are no cracks or damage to the needle hub and that there is no visible particulate matter. Per the package insert, parenteral drug products should be inspected visually for particulate matter and discoloration prior to administration, whenever solution or container permits. Please note that the instructions described below to use the Carpuject cartridge as a vial is not routine, and is advised because of the critical drug shortage.

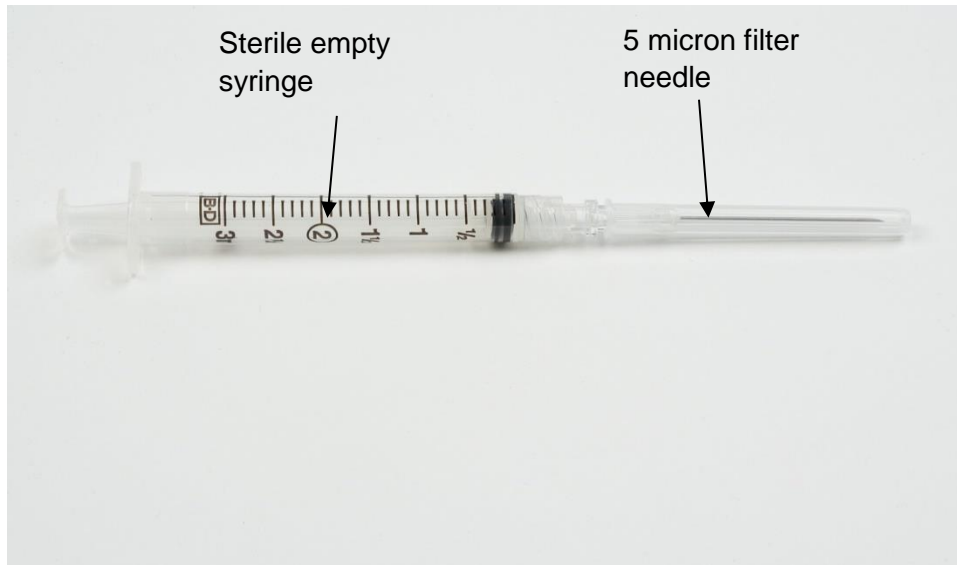
As a precaution, use a 5 micron filter needle (BD REF 305200 or equivalent) to prepare the drugs listed in this letter for administration. The following steps are recommended to remove the Carpuject cartridge from the Carpuject Hub assembly and prepare the drug solution for administration using a filter needle with these products:

1. Remove Carpuject cartridge from packaging
2. Perform a visual inspection of the Carpuject cartridge prior to use.

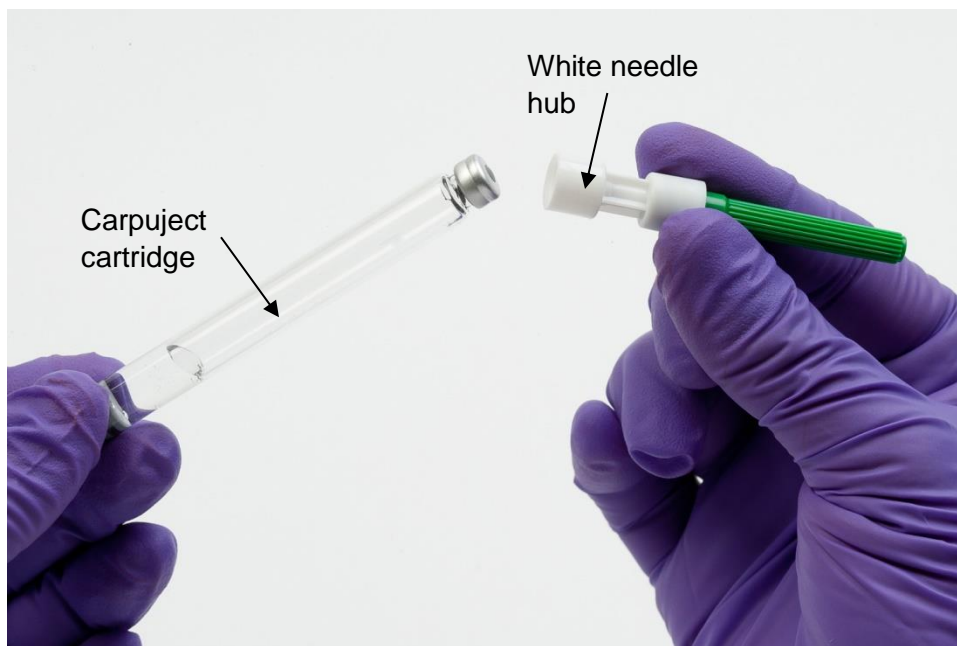
DO NOT USE IF PARTICULATES ARE VISIBLE, AND DISCARD CARTRIDGE PER YOUR INSTITUTION'S POLICY. USE A NEW CARPUJECT CARTRIDGE.

3. If no particulates are visible, as a precaution, attach a filter needle with 5 micron filter to a sterile empty syringe

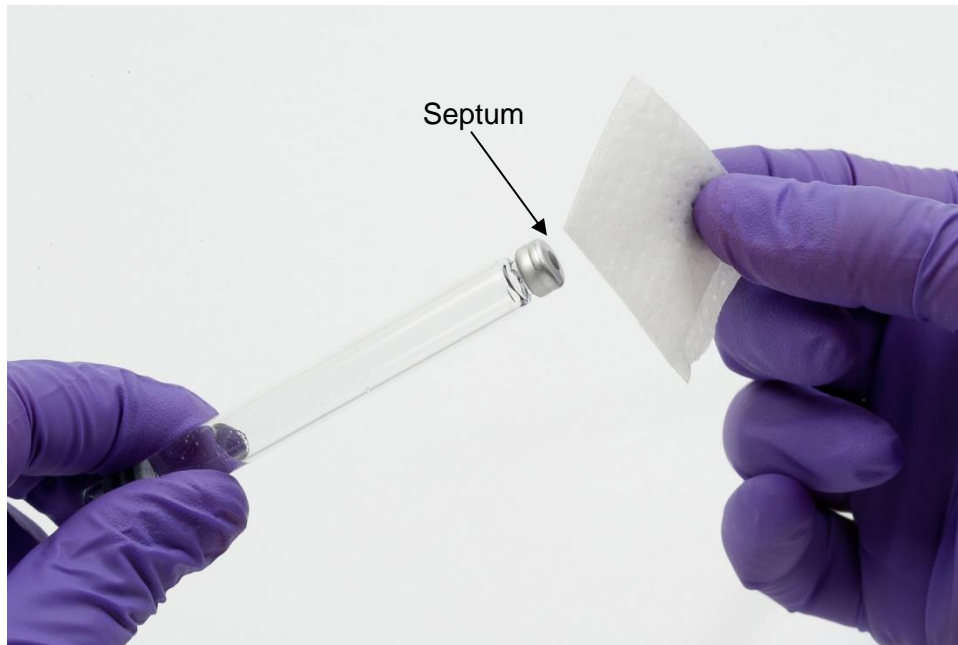




4. Remove white needle hub from Carpuject cartridge and discard per hospital procedure



5. Swab the septum of the Carpuject cartridge with sterile alcohol pad



6. Insert syringe into Carpuject cartridge septum.



7. Withdraw intended dose from Carpuject cartridge purging air from filter to help maximize amount withdrawn
8. Remove 5 micron filter needle and discard per hospital procedure
9. Attach needle if applicable and administer drug or connect syringe to a port that does not require needle access and administer drug.

NOTE: Immediately prior to intravenous use, **Lorazepam Injection, USP, CIV** must be diluted with an equal volume of compatible solution.

This letter is not intended as a complete description of the benefits and risks related to the use of these Carpuject products Full Prescribing Information including BOXED WARNING if applicable is available at www.pfizerinjectables.com/products.

Please contact Hospira customer Service at 1-844-646-4398 (Mon.-Fri. 8am-7pm ET) or your Hospira representative for any questions you may have regarding this notification.

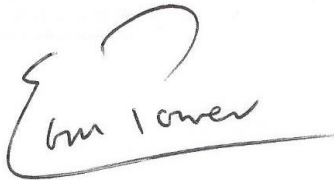
To report adverse reactions or quality issues, contact Hospira at 1-800-438-1985.

Adverse events or quality problems experienced with the use of this product may be reported to the FDA's MedWatch Adverse Event Reporting Program either online, by regular mail, or by fax:

- Complete and submit the report Online: www.fda.gov/medwatch/report.htm
- Regular mail or Fax: download form www.fda.gov/MedWatch/getforms.htm or call 1-800-332-1088 to request a reporting form, then complete and return to the address on the pre-addressed form, or submit by fax to 1-800-FDA-0178 (1-800-332-0178)

This letter is being issued with the knowledge of the U.S. Food and Drug Administration. We thank you for your attention to this important matter.

Sincerely,



Eddie G M Power PhD MBA
Vice President, US Medical Affairs, Chief Medical Office
Pfizer Essential Health

Appendix 1. Impacted Carpuject Product Lot Numbers with Potential Cracked Needle Hub and/or Particulate Matter

NDC Number	Product Description	Lot Numbers
0409-1316-32	Heparin Sodium Injection, USP, 5,000 USP Heparin Units/0.5 mL in 2.5 mL Carpuject, Luer Lock	81530LL
		81580LL
		81585LL
		81600LL
		81605LL
		82505LL
		82655LL
		82665LL
		82730LL
		82735LL
		82755LL
		82770LL
		83610LL
		83665LL
		83670LL
0409-1283-31	Hydromorphone HCl Injection, USP 1 mg/mL in 2.5 mL Carpuject, Luer Lock CII	80570LL
		80650LL
		80795LL
		81555LL
		81560LL
		82520LL
		82565LL
		82580LL
		83625LL
0409-1312-30	Hydromorphone HCl Injection, USP 2 mg/mL in 2.5 mL Carpuject, Luer Lock CII	82740LL

NDC Number	Product Description	Lot Numbers
0409-2339-34	Labetalol Hydrochloride Injection., USP, 20 mg/4 mL in 5 mL Carpuject, Luer Lock	74630LL
		76640LL
		77670LL
		77725LL
		77775LL
		78590LL
		78605LL
		79515LL
		81545LL
		83535LL
		83560LL
0409-1985-30	Lorazepam Injection, USP, 2 mg/mL in 2.5 mL Carpuject, Luer Lock CIV	82760LL
		83520LL
		83695LL
0409-1890-01	Morphine Sulfate Injection, USP 2 mg/mL in 2.5 mL Carpuject, Luer Lock CII	78580LL
		80645LL
		80740LL
		81550LL
		82525LL
		82745LL
		83620LL
83690LL		