

Gardasil

Post-Approval Adverse Event Review

Pediatric Advisory Committee Meeting
December 7, 2010

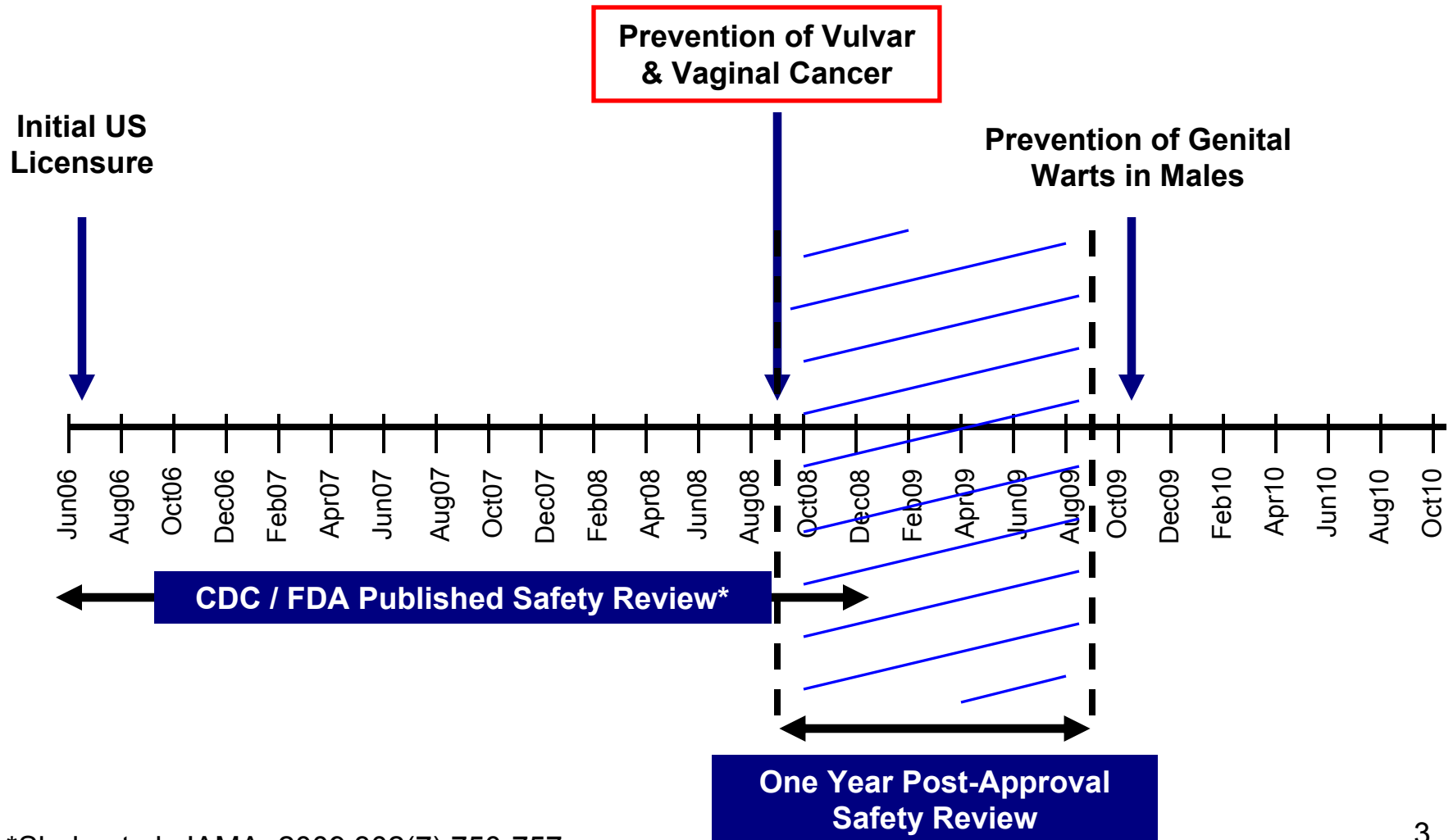
Michael Nguyen, MD
FDA Center for Biologics Evaluation and Research
Office of Biostatistics and Epidemiology

Background

| | |
|-----------------------------------|--|
| Product | Gardasil, Human Papillomavirus Quadrivalent (Types 6, 11, 16, 18) Vaccine, Recombinant |
| Formulation | 0.5mL suspension for intramuscular injection in a 3-dose series: 0, 2 and 6 months |
| Manufacturer | Merck & Co. |
| Current indication and use | 1. Females aged 9–26 years: cervical, vulvar and vaginal cancers and related precancerous lesions 2. Females and males aged 9–26 years: genital warts |
| US Licensure | 8June2006 |
| Trigger for PAC Review | 12Sept2008 |

Timeline

June 2006 – Present



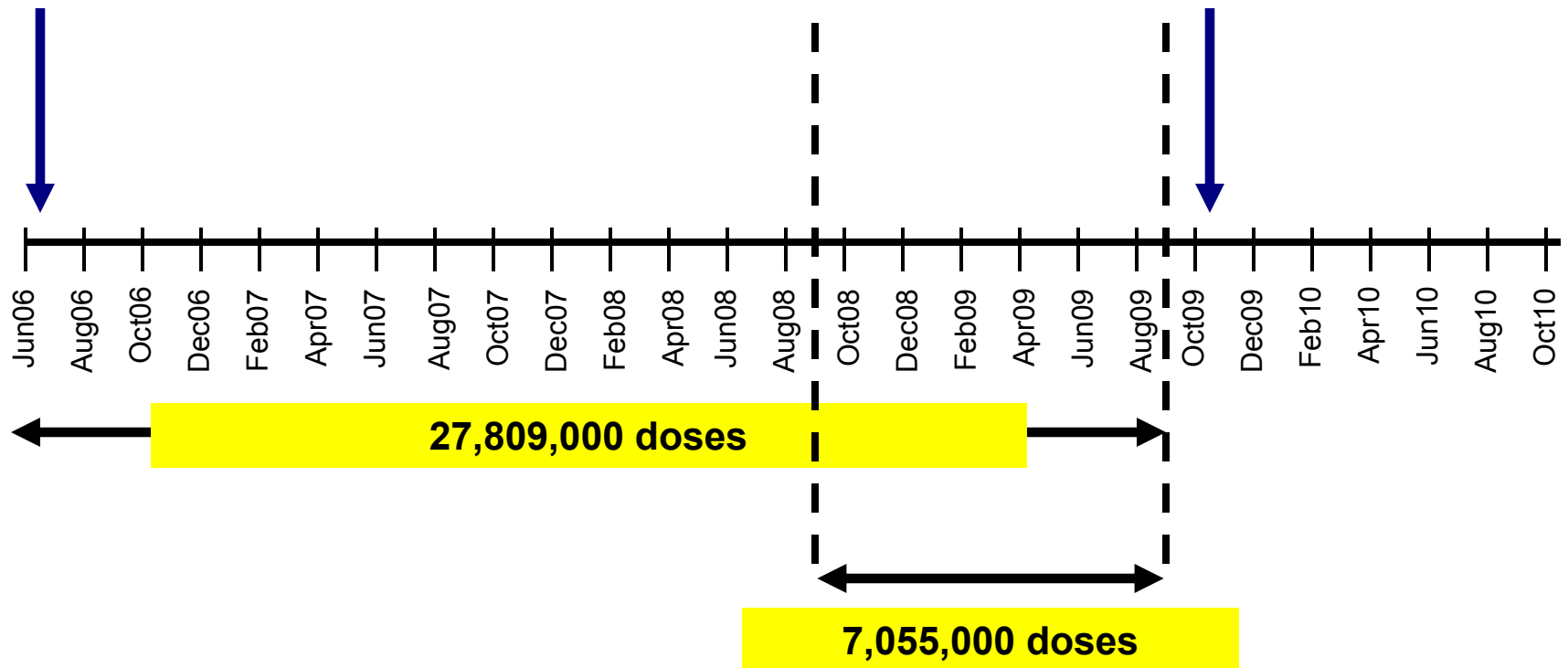
*Slade et al. JAMA. 2009;302(7):750-757

Gardasil Dose Distribution

~75% doses administered in children 9–18 years

**Initial US
Licensure**

**Prevention of Genital
Warts in Males**



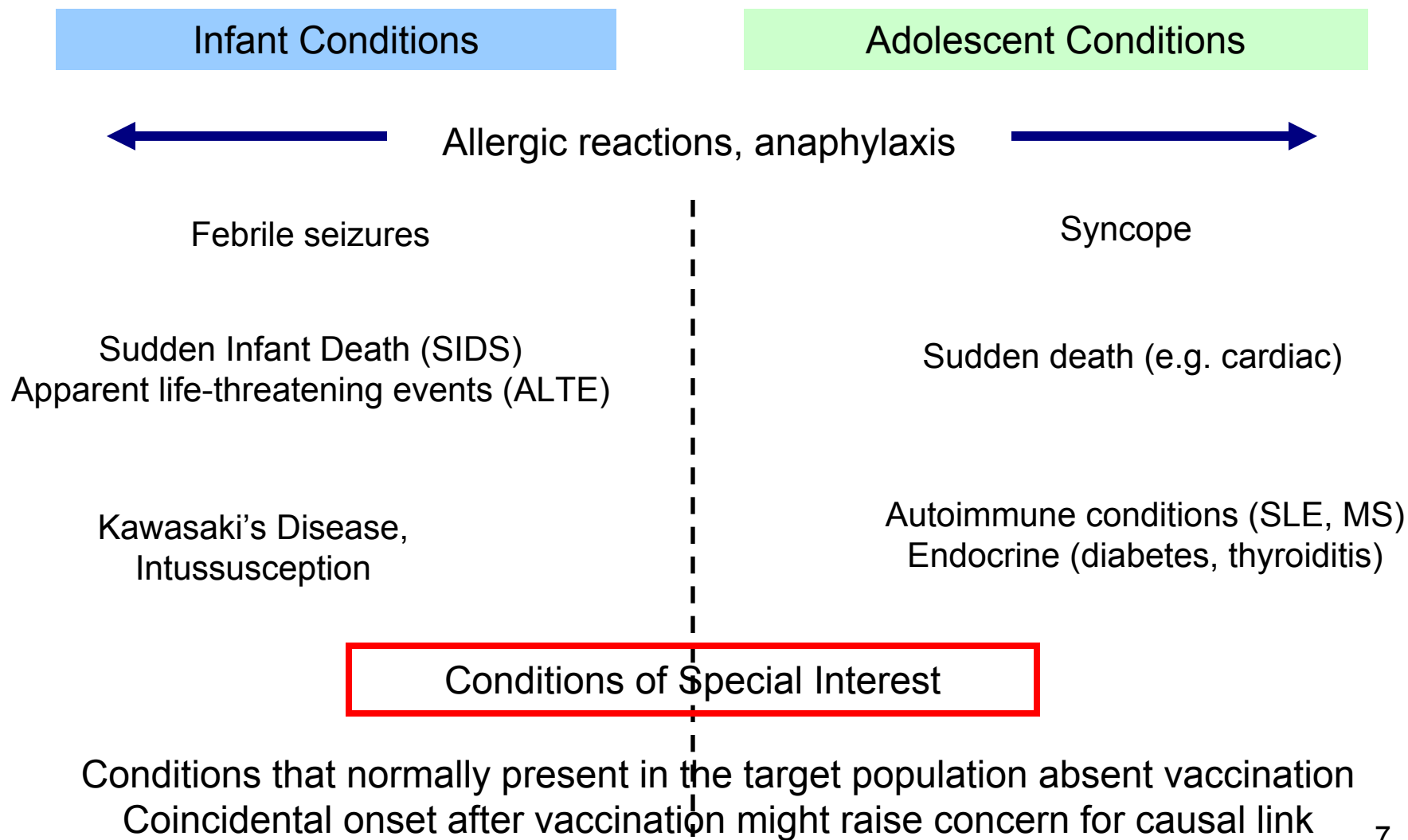
Objectives of Safety Review

- I. Background safety information for Gardasil
 - Context for safety surveillance
 - CDC / FDA published safety review
 - Key findings from observational studies prior to 12Sept2008
 - Changes to prescribing information (PI) through 12Sept2008
- II. One-year safety review following approval of the new indication
 - Summarize VAERS surveillance data among US children aged 0–16 years vaccinated between 12Sept2008–12Sept2009
 - Review changes to PI during this time period
 - Describe planned and ongoing postmarketing studies

New Context for Vaccine Safety Surveillance

- Introduction of large-scale US adolescent immunization program
 - Between May 2005 and June 2006, 3 new vaccines for adolescents
 - Menactra, Boostrix/Adacel (2005); Gardasil (2006)
 - Creation of 11–12 year-old routine vaccination platform
- New safety surveillance challenges
 - New background of adolescent diseases
 - Limited knowledge of baseline incidence
 - New concomitant medications (contraceptives), disease modifiers (smoking)
- Unique issues
 - HPV sexually transmitted; Gardasil had female-only indication (initially)
 - Existing and successful cervical cancer prevention program
 - Difficult messaging
 - Prophylactic / not therapeutic
 - Efficacy against subset of oncogenic HPV types
 - Lag between infection and cancer onset
 - Rapid inclusion into school-entry mandates
- Stimulated reporting for Gardasil

New Context for Vaccine Safety Surveillance



CDC / FDA Published Safety Summary*

- Postlicensure safety review of first 2.5 years (~23 million doses distributed)
- 12,424 total reports, 94% non-serious
 - Most frequent: syncope, dizziness, nausea, headache, injection site reactions
 - Safety profile described in VAERS consistent with prelicensure data
- 1,896 syncope reports
 - 90% same day of vaccination, over 50% ≤ 15 minutes of vaccination
 - 15% (293) resulted in falls
 - 11% (200) falls with head injury (45 lacerations, 18 dental injuries, 17 contusions, 9 fractures, 9 concussions, 5 intracranial hemorrhages)
- 47 venous thromboembolism (VTE) reports
 - 66% (31) had sufficient information for review, 32% (15) had no identifiable patient
 - Median age 20 years (range 15–39 years) and median onset interval 23 days (range 0–306 days)
 - 97% (30) occurred after Gardasil alone
 - 90% (28) had ≥ 1 known risk factor for VTE
 - 20 taking contraception, 10 coagulation disorder, 7 immobility, 2 smokers, 2 pregnant, 1 hyperviscosity syndrome

CDC / FDA Published Safety Summary*

- 32 reports of death
 - 63% (20) had sufficient information for review; 12 with no identifiable patient
 - 70% (14) received Gardasil alone; 9 after dose-1; 5 after dose-2; 6 after dose-3
 - Median age 17 years (range 12–26 years), no clustering by age
 - Median symptom onset interval 14.5 days, (range 2–288 days)
 - Median interval from vaccination to death 14.5 days, (range 2–405 days)
- 19% (6) reports among children ≤ 16 years

| Age | Days from Vaccination to Death | Autopsy | Cause of Death |
|-----|--------------------------------|--------------|--|
| 12 | 63 | Not reported | Cardiac arrhythmia secondary to long QT syndrome |
| 14 | 73 | Not reported | Influenza B viral sepsis |
| 15 | 2 | Yes | Cardiomyopathy, arrhythmia |
| 15 | 45 | Yes | Seizure disorder |
| 16 | 3 | Yes | Cardiac arrhythmia |
| 16 | 15 | Yes | Diabetic ketoacidosis and pulmonary embolism |

Vaccine Safety Datalink (VSD)

- Largest active surveillance study for Gardasil
- Used rapid cycle analyses for signal detection for 9 outcomes
 - Aug 2006–Oct 2009
 - 600,558 doses in females aged 9–26 years
 - 416,942 in girls aged 9–17 years
- No safety signals for Guillain-Barre syndrome (GBS), stroke, appendicitis, seizure, syncope, allergic reactions, pancreatitis, anaphylaxis
- Non-significant increased RR 1.98 VTE among girls aged 9–17 years
 - 13 cases electronically identified; 9 chart-confirmed
 - 8 of 9 cases had ≥ 1 known risk factors (smoking, contraceptive use, obesity, prolonged immobilization, coagulation disorder)
 - Cluster of 4 cases identified on days 2–3 post-vaccination ($P = 0.03$)
 - Self-controlled case series is planned

Postmarketing Study of Gardasil in Females

- Regulatory commitment by Merck agreed upon at licensure
- Kaiser Permanente (KP) California, Aug 2006–Mar 2008
 - Total of 346,972 Gardasil doses evaluated
 - 44,001 female 3-dose recipients aged 9–26 years
 - 189,629 females who received ≥ 1 dose, (51% aged 9 – 15 years)
 - Some doses administered in Northern California KP overlap with VSD
- Designed as a preliminary tool for detecting potential safety signals
 - No formal hypotheses were tested
 - Active surveillance using ICD-9 codes to identify potential cases, followed by chart review to verify exposures and outcomes
 - For prevalent outcomes, a manageable random sample selected for case review
 - Comparison groups differed by study component

Postmarketing Study of Gardasil in Females

| Component | Endpoints | Comparison Group |
|-----------------------|---|--|
| General Safety | Hospitalizations and ER visits (0, 1–14 and 1–60 days) after each vaccination | 180-day post-vaccination self-comparison period |
| Pregnancy Exposure | Congenital anomalies | Published background rates |
| Autoimmune conditions | 16 prespecified conditions* ≤6 months after each vaccination | Comparison to incidence rates in an unvaccinated group |

* Immune thrombocytopenic purpura, autoimmune hemolytic anemia, systemic lupus erythematosus, rheumatoid arthritis, juvenile rheumatoid arthritis, diabetes mellitus, Hashimoto's and Graves' disease, multiple sclerosis, acute disseminated encephalomyelitis, other CNS demyelinating conditions, vaccine-associated demyelination, Guillain-Barre syndrome, neuromyelitis optica, optic neuritis, and uveitis.

Postmarketing Study of Gardasil in Females

| Component | Major Findings |
|-----------------------|--|
| General Safety | <ul style="list-style-type: none"> • Elevated risk for syncope on Day 0 and possibly cellulitis on Day 1–14 <ul style="list-style-type: none"> – 6.6 cases syncope per 100,000 doses – 13.5 cases cellulitis per 100,000 doses • No elevated risk detected for VTE or GBS • No unusual patterns were detected among 14 deaths* |
| Pregnancy Exposure | <ul style="list-style-type: none"> • 3.6% (24/665) rate of confirmed congenital anomalies among Gardasil-exposed pregnancies (background rate of ~3.0%). • No elevated risk detected. No apparent pattern among anomalies. |
| Autoimmune conditions | <ul style="list-style-type: none"> • 11 out of 16 prespecified outcomes had new-onset cases for evaluation† • No elevated risks were detected |

* Burkitt's lymphoma (1); cardiorespiratory arrest secondary to congenital heart disease (3); drug overdose (1); motor vehicle crash (2); respiratory arrest (1); suicide (4); systemic lupus erythematosus (1); and pneumonia (1)

† No incident cases of GBS, autoimmune hemolytic anemia, demyelination and neuromyelitis optica

Cumulative Changes to PI

June2006 – Sept2008

| Section | Specific Change to Prescribing Information |
|--------------------------|--|
| Adverse Reactions | Added nausea, dizziness to “Vaccine-related Injection-site and Systemic Adverse Experiences” table |
| Postmarketing Experience | <ul style="list-style-type: none"> • Blood and lymphatic system: Autoimmune hemolytic anemia, idiopathic thrombocytopenic purpura, lymphadenopathy. • Respiratory, thoracic and mediastinal: Pulmonary embolus. • Gastrointestinal: Nausea, pancreatitis, vomiting. • General disorders and administration site conditions: Asthenia, chills, death, fatigue, malaise. • Immune system: Autoimmune diseases, hypersensitivity reactions including anaphylactic/anaphylactoid reactions, bronchospasm, and urticaria. • Musculoskeletal and connective tissue: Arthralgia, myalgia. • Nervous system: Acute disseminated encephalomyelitis, dizziness, Guillain-Barré syndrome, headache, motor neuron disease, paralysis, seizures, syncope sometimes resulting in falling with injury, transverse myelitis. • Vascular: Deep venous thrombosis. |

Changes to PI made primarily in response to VAERS data

Syncope Description in Gardasil PI

“Syncope (fainting) may follow any vaccination, especially in adolescents and young adults and it has occurred after vaccination with GARDASIL, so vaccinees should be observed for approximately 15 minutes after administration of GARDASIL.”



“Syncope (fainting) may follow any vaccination, especially in adolescents and young adults. **Syncope, sometimes associated with falling**, has occurred after vaccination with GARDASIL. Therefore, vaccinees should be observed for approximately 15 minutes after administration of GARDASIL.”



“Syncope has been reported following vaccination with GARDASIL and **may result in falling with injury**; observation for 15 minutes after administration is recommended.”

Contraindications and Pregnancy Sections

(Unchanged from Original PI)

- Contraindications
 - “Hypersensitivity, including severe allergic reactions to yeast.”
- Pregnancy
 - “Gardasil is not recommended for use in pregnant women.”
 - Category B: “Reproduction studies have been performed in female rats at doses equivalent to the recommended human dose and have revealed no evidence of impaired female fertility or harm to the fetus due to Gardasil. There are, however, no adequate and well-controlled studies in pregnant women. Because animal reproduction studies are not always predictive of human responses, Gardasil should be used during pregnancy only if clearly needed.”
 - “Physicians are encouraged to register pregnant women exposed to Gardasil by calling 1-800-986-8999 so that Merck can monitor maternal and fetal outcomes.”

Objectives of Safety Review

- I. Background safety information for Gardasil
 - Context for safety surveillance
 - CDC / FDA published safety review
 - Key findings from observational studies prior to 12Sept2008
 - Changes to prescribing information (PI) through 12Sept2008
- II. One-year safety review following approval of the new indication
 - Summarize VAERS surveillance data among US children aged 0–16 years vaccinated between 12Sept2008–12Sept2009
 - Review changes to PI during this time period
 - Describe planned and ongoing postmarketing studies

Signal Detection Methods in VAERS

- Manually review all serious reports daily
 - Identify serious and unexpected adverse experiences
 - Create case series and analyze for unusual patterns or trends
 - Generate periodic adverse reports (monthly, quarterly, semi-annual)
 - Continuously monitor conditions of special interest
- Apply statistical methods
 - Calculate reporting rates based upon doses distributed
 - Analyze for disproportional reporting, comparing observed to expected rates of reporting
- Survey and review all published case reports and safety studies
- Correlate findings with manufacturer safety data
- Collaborate with CDC on case review and public messaging

Gardasil Reports in VAERS

12Sept2008 – 12Sept2009

| | Serious* | | Deaths | | Non-Serious | | TOTAL | |
|---------------------|----------|-------|--------|-------|-------------|-------|-------|-------|
| | US | Total | US | Total | US | Total | US | Total |
| All Ages | 317 | 942 | 4 | 14 | 1,802 | 2,046 | 2,119 | 2,988 |
| 0 – 16 Years | 151 | 489 | 2 | 8 | 1,015 | 1,085 | 1,166 | 1,574 |

* Serious events include death, life-threatening experiences, inpatient hospitalization or prolongation of hospitalization, or persistent disability.

VAERS Reports of Death

12Sept2008–12Sept2009, Children 0–16 Years

| Cause of Death | Concomitant Vaccinations | Notes |
|--|---------------------------------|--|
| Non-injection site necrotizing fasciitis with septic shock | Vaqta, Menactra, Boostrix | 11 year old girl with fever 103°F, difficulty walking and hip pain 1 day after vaccination (deltoid) and died 4 days later. Blood culture grew streptococcus pyogenes. Autopsy diagnosis left lower extremity necrotizing fasciitis. |
| Sudden unexpected death in epilepsy | Flumist | 13 year old girl with frontal lobe seizures treated with Trileptal and Keppra, who died 37 days after vaccination. |

Most Frequently Reported Terms

Serious Reports (US), 12Sept2008–12Sept2009, Children 0–16 Years

| MedDRA Preferred Term | No. Reports | Label |
|--------------------------------|-------------|--------|
| Headache | 40 | Listed |
| Syncope | 37 | Listed |
| Dizziness | 36 | Listed |
| Convulsion | 32 | Listed |
| Fatigue | 30 | Listed |
| Nausea | 25 | Listed |
| Pyrexia | 25 | Listed |
| Vomiting | 23 | Listed |
| Pain | 21 | Listed |
| Drug exposure during pregnancy | 20 | Listed |
| Abdominal pain* | 20 | Listed |

* “Abdominal pain upper” is listed

Most Frequently Reported Terms

Non-Serious Reports (US), 12Sept2008–12Sept2009, Children 0–16 Years

| MedDRA Preferred Term | No. Reports | Label |
|-------------------------|-------------|--------|
| Syncope | 211 | Listed |
| Dizziness | 198 | Listed |
| Nausea | 132 | Listed |
| Headache | 126 | Listed |
| Pallor | 115 | Listed |
| Loss of consciousness | 98 | Listed |
| Pyrexia | 95 | Listed |
| Injection site erythema | 76 | Listed |
| Vomiting | 75 | Listed |
| Erythema | 74 | Listed |

Conditions of Special Interest

Serious Reports (US), 12Sept2008–12Sept2009, Children 0–16 years

| MedDRA Preferred Term | No. Reports | Label |
|--------------------------------------|-------------|----------|
| Pulmonary embolism | 4 | Listed |
| Systemic lupus erythematosus | 4 | Listed |
| Guillain-Barre Syndrome | 3 | Listed |
| Juvenile arthritis | 2 | Listed |
| Rheumatoid arthritis | 2 | Listed |
| Cellulitis | 1 | Unlisted |
| Acute disseminated encephalomyelitis | 1 | Listed |
| Deep vein thrombosis | 1 | Listed |
| Optic neuritis | 0 | Listed |
| Autoimmune thyroiditis | 0 | Listed |
| Multiple sclerosis | 0 | Listed |
| Motor neuron disease | 0 | Listed |

Pregnancy Registry

- 5 year regulatory commitment by Merck agreed upon at licensure
- Prospective observational study in US, Canada and France
 - Interim data from 1 June 2006 – 31 May 2009
 - Of 1,043 total vaccine-exposed pregnancies* with known outcomes, 64 miscarriages, 24 congenital anomalies, 10 fetal deaths
 - Females 9–15 years: 1/64 miscarriages
 - Females ≤ 16 years: 5/24 congenital anomalies, 3/10 fetal deaths
- Overall rate of congenital anomalies and miscarriages was within estimated background rate
- Review of congenital anomalies and deaths did not identify any unusual patterns

* Gardasil exposure defined as vaccination 1 month prior to last menstrual period or anytime during pregnancy

Pregnancy Registry

Congenital Anomalies, ≤ 16 Years

| Anomaly | Maternal Age | Timing of Exposure from LMP (weeks) | Notes |
|----------------------|--------------|-------------------------------------|---|
| Atrial septal defect | 14 | 12 | None reported |
| Gastroschisis | 15 | 8.5 | On sertraline; received Tdap 6 days after Gardasil |
| Atrial septal defect | 15 | 3 | 25 week EGA, maternal smoking, Strattera use discontinued after becoming pregnant |
| Polydactyly | 15 | 2 | Positive family history of polydactyly |
| Pulmonic stenosis | 16 | 4–8 | Mildly dilated and hypertrophied right ventricle with good systolic function |

Pregnancy Registry

Reports of Fetal Deaths, ≤ 16 Years

| Maternal Age | EGA at death (weeks) | Concomitant Medications | Timing of Exposure from LMP (weeks) | Notes |
|--------------|----------------------|-------------------------|-------------------------------------|---|
| 12 | 21 | Birth control pills | 5 | Mother Rh negative, father Rh positive. |
| 14 | U | Methylphenidate | 2.5 | Reported as "delivered stillborn baby early" |
| 15 | 24 | Vitamins | 8 | Normal U/S at 19 weeks; fetal demise at 24 weeks. No fetal anomalies. |

Changes to PI, Sept2008–Sept2009


“Syncope has been reported following vaccination with GARDASIL and **may result in falling with injury**; observation for 15 minutes after administration is recommended.”



“Because vaccinees may develop syncope, sometimes resulting in falling with injury, observation for 15 minutes after administration is recommended. Syncope, **sometimes associated with tonic-clonic movements and other seizure-like activity**, has been reported following vaccination with GARDASIL. **When syncope is associated with tonic-clonic movements, the activity is usually transient and typically responds to restoring cerebral perfusion by maintaining a supine or Trendelenburg position.**”

“Chills” added to postmarketing section

Postmarketing Surveillance Framework



Postlicensure Study Commitments by Merck*

| Study | Study Design | Population | Safety-Related Objectives |
|-------------------------------------|--------------------------------------|-------------|--|
| Safety in Males aged 9–26 years | Active surveillance (N= ~135,000) | 9–26 years | <ul style="list-style-type: none"> • ER visits, hospitalizations 0–60 days • New-onset autoimmune diseases 0–6 months |
| Nordic Long Term Follow-Up in Women | Registry-based study (N = 5,496) | 16–23 years | Serious adverse events ≥14 years after start of vaccination, compared to published rates |
| Long Term Follow up in Males | Clinical trial extension (N = 2,025) | 16–26 years | Serious adverse events 10 years after dose-1 |
| Long Term Follow-Up Adolescents | Clinical trial extension (N = 1,078) | 9–18 years | Serious adverse events and pregnancy outcomes 7–10 years after 3-doses |
| Vaccine Impact in Population | Population-based registry study | 18–45 years | Congenital anomalies assessed in Denmark, Iceland, Norway, and Sweden. Incidence will be compared to the non-vaccinated population |
| PGRx Case Control Study in Females | Prospective case-control | 14–26 years | Endpoints include: CNS demyelination, SLE, inflammatory arthritis, myositis, dermatomyositis, GBS, type 1 diabetes, autoimmune thyroiditis, graves disease, ITP. |

*Bonanni et al. Vaccine 28(2010)4719–4730

Conclusions

- More than 600,000 doses of Gardasil have been actively monitored
 - Additional 135,000 doses will be actively monitored among males
 - Total of 7 ongoing postlicensure studies with safety endpoints
- Multiple safety-related changes to the PI have been made
- FDA will continue routine safety monitoring, as described

Does the advisory committee concur?

Acknowledgments

OBE

- Christopher Le
- David Martin
- Jane Woo
- Marthe Bryant-Genevier
- Rickey Wilson
- Robert Ball

OVRR

- Elizabeth Valenti
- Jeff Roberts
- Laura Montague
- Nancy Miller

Back Up Slides

Risk of Venous Thrombosis

